

FINANCIAL STATEMENTS

NAME : *SIDDAGANGA INSTITUTE OF TECHNOLOGY*

ADDRESS : *Tumkur-572103*

YEAR ENDED : *31ST MARCH 2018*

ASST. YEAR : *2018-19*

B.R.V. Goud & Co.,
Chartered Accountants

No.37/1, 1st Floor, M.N.K. Rao Road
Basavanagudi, Bangalore-560 004

Phone: 26566448, 26577448

E-mail: brvg6204@gmail.com

www.brvgoud.co.in

**AUDITOR'S REPORT**

The Members of Siddaganga Institute Of Technology

Report on the Financial Statements

We have audited the financial statements of the "Siddaganga Institute Of Technology", Tumkur - 572103, which comprise the Balance Sheet as at 31st March, 2018 and the Statement of Income and Expenditure Account for the year then ended and a summary of significant accounting policies and other explanatory information.

Management's Responsibility for the Financial Statements

Management is responsible for the preparation of the financial statements. This responsibility includes the design, implementation and maintenance of internal control relevant to the preparation of the financial statements that are free from material misstatement, whether due to fraud or error.

Auditor's Responsibility

Our responsibility is to express an opinion on the financial statements based on our audit. We conducted our audit in accordance with the Standards on Auditing issued by the Institute of Chartered Accountants of India. Those Standards require that we comply with ethical requirements and plan and perform the audit to obtain reasonable assurance about whether the financial statements are free from material misstatement.

An audit involves performing procedures to obtain audit evidence about the amounts and disclosures in the financial statements. The procedures selected depend on the auditor's judgment, including the assessment of the risks of material misstatement of the financial statements, whether due to fraud or error. In making those risk assessments, the auditor considers internal control relevant to the preparation and fair presentation of the financial statements in order to design audit procedures that are appropriate in the circumstances. An audit also includes evaluating the appropriateness of accounting policies used and the reasonableness of the accounting estimates made by management, as well as evaluating the overall presentation of the financial statements.

We believe that the audit evidence we have obtained is sufficient and appropriate to provide a basis for our audit opinion.

...2

:: 2 ::

Opinion

In our opinion and to the best of our information and according to the explanations given to us, the said accounts give the information required and give a true and fair view in conformity with the accounting principles generally accepted in India:

- 1) In the case of the Balance Sheet, of the state of affairs of "Siddaganga Institute of Technology" as at 31st March, 2018.
- 2) In the case of the Income and Expenditure Account, of the **Excess of Income over Expenditure** for the year ended on that date.


We further report that:

- a) The Balance Sheet and Income and Expenditure Account dealt with by this report, are in agreement with the books of accounts.
- b) In our opinion, proper books of account as required have been kept by the Centre so far as appears from our examination of those books.

Place: Tumkur
Date: 22.09.2018



For B.R.V. GOUD & CO.,
Chartered Accountant
FRN No. 0009926



(A.B. Shiva Subramanayam)
Partner
M No. 201108

SIDDAGANGA INSTITUTE OF TECHNOLOGY, TUMKUR - 572 103

BALANCE SHEET AS AT 31ST MARCH 2018

(Amount in Rs.)

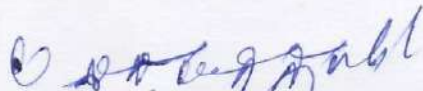
	PARTICULARS	SCH	As At 31.03.2018	As At 31.03.2017
I	<u>SOURCES OF FUNDS:</u>			
	Sree Siddaganga Education Society	A	23,12,12,528	20,14,59,586
	Government & Project Grants	B	4,86,27,433	5,55,96,737
	TEQIP Loan	C	6,49,07,400	6,49,07,400
	Current Liabilities	D	6,54,66,244	8,69,92,295
	TOTAL		41,02,13,604	40,89,56,018
II	<u>APPLICATION OF FUNDS:</u>			
	<u>FIXED ASSETS:</u>			
	Gross Block	E	73,13,67,594	70,39,84,421
	LESS: Depreciation Bank		51,76,85,650	48,09,99,306
	Net Block		21,36,81,944	22,29,80,424
	<u>CURRENT ASSETS:</u>			
	Investments & Deposits	F	9,77,17,929	13,20,02,237
	Loans & Advances	G	4,72,06,298	4,04,99,783
Cash & Bank Balances	H	5,16,07,433	1,34,73,574	
	TOTAL		41,02,13,604	40,89,56,018

As per our report of even date.,

for B.R.V.Goud & Co.,


Chartered Accountants

F.R.No: 000992S


(Sree Siddalinga Swamigalu)


President





(A.B. Shiva Subramanyam)

Partner

M.No: 201108


(T.K. Nanjundappa)

Secretary


(Dr. Shivakumaraiah)

Principal

Place : Tumkur

Date : 22/09/2018

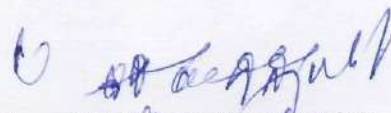
SIDDAGANGA INSTITUTE OF TECHNOLOGY, TUMKUR - 572 103
INCOME AND EXPENDITURE ACCOUNT FOR THE YEAR ENDED 31st MARCH 2018

(Amount in Rs.)


	PARTICULARS	SCH	2017-18	2016-17
A	INCOME:			
	Fee Collections	I	35,84,85,412	38,40,22,244
	Other Collections	J	5,39,38,577	5,91,61,922
	Miscellaneous Income	K	6,55,87,076	4,24,06,977
	Deferred Income	L	61,82,016	62,04,193
	TOTAL (A)		48,41,93,081	49,17,95,335
B	EXPENDITURE:			
	Establishment Charges	M	37,90,44,583	37,23,72,507
	Office Expenses	N	23,89,471	26,08,177
	Administrative Expenses	O	2,73,53,937	3,17,01,849
	Departmental Expenses	P	1,37,08,085	1,75,57,235
	Other Expenses	Q	99,49,712	53,09,292
	Depreciation	E	3,66,86,345	3,96,09,936
	TOTAL (B)		46,91,32,133	46,91,58,995
C	Surplus/(Deficit) for the year (A-B)		1,50,60,948	2,26,36,340

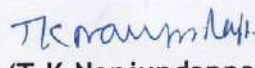
As per our report of even date.,
for B.R.V.Goud & Co.,
Chartered Accountants


F.R.No: 0009925


(Sree Siddalinga Swamigalu)
President




(A.B. Shiva Subramanyam)
Partner
M.No: 201108


(T.K. Nanjundappa)
Secretary


(Dr. Shivakumaraiah)
Principal

Place : Tumkur

Date : 22/09/2018

SIDDAGANGA INSTITUTE OF TECHNOLOGY, TUMKUR - 572 103
SCHEDULES FORMING PART OF BALANCE SHEET
FOR THE YEAR ENDED 31ST MARCH 2018

(Amount in Rs.)

SCH	PARTICULARS	As at 31.03.2018	As at 31.03.2017
A	SREE SIDDAGANGA EDUCATION SOCIETY :		
	As per previous Balance sheet	20,14,59,586	14,94,47,010
	Add: Receipts during the year	38,46,91,994	37,93,76,236
	Excess of Income over Expenditure for the year	1,50,60,948	2,26,36,340
		60,12,12,528	55,14,59,586
	Less: Payments during the year	37,00,00,000	35,00,00,000
	TOTAL	23,12,12,528	20,14,59,586
B	GOVERNMENT & PROJECT GRANTS		
	As per Sub-Schedule "B1"	4,86,27,433	5,55,96,737
	TOTAL	4,86,27,433	5,55,96,737
C	TEQIP LOAN :		
	As per previous Balance sheet	6,49,07,400	6,49,07,400
	TOTAL	6,49,07,400	6,49,07,400
D	(a) CURRENT LIABILITIES :-		
	SIT Canteen Deposit	2,50,000	2,50,000
	SRP Environ Systems Security Deposits	7,04,498	7,04,498
	Library & Laboratory Caution Deposit	45,68,995	44,54,165
	Club of Robotics	20,850	20,850
	F R F Contribution to Gurukula Trust	43,211	31,211
	Total (a)	55,87,554	54,60,724
	b) VTU FUNDS:		
	Career Guidance Development Fund	1,16,650	56,200
	Cultural Activities	2,91,275	1,40,500
	Karnataka Students Welfare Fund	2,24,430	3,64,830
	Karnataka Teachers Benefit Fund	92,370	2,32,770
	E-Learning	2,72,855	1,10,640
	Eligibility Fee	4,55,000	(79,500)
	NF for TWF	2,00,490	2,40,395
	NSS	5,84,318	3,08,998
	University Development Fund	20,72,250	6,07,065
	Students Sports Development Fund	11,28,694	6,73,024
	Sports Fee	13,13,775	6,21,085
	Womens Cell	39,030	-
	E - Resources Consortium fee	(2,57,189)	(1,53,500)
	Total (b)	65,33,948	31,22,507
	c) OTHER FUNDS & DEPOSITS :		
	DR M N Channabasappa Endowment & Others	50,31,639	46,13,556
	Library Book Deposit	2,51,501	2,51,501
	Temple Contribution	22,300	18,500
	Students Aid Fund	24,89,740	20,85,640
	NTSR Fund	-	(600)
	SSES House Building Advance (INTEREST)	-	(19,117)
	SSES House Building Advance (PRINCIPAL)	4,10,271	5,26,935
	Contribution to Math Fund	1,86,319	1,00,281
	Total (c)	83,91,770	75,76,696

Contd.... 2

	b).DEPOSITS:		
	Court Deposit	9,39,800	9,39,800
	Gas Cylinder Deposit	1,426	1,426
	IOC Deposits	800	800
	BESCOM Deposits	26,51,636	12,77,348
	Telephone Deposit	9,150	9,150
	VSNL	1,000	1,000
	BSNL Deposit	20,000	20,000
	TOTAL (b)	36,23,812	22,49,524
		1,73,94,106	1,63,56,503
	c)FEES OUTSTANDING :		
	TOTAL (c)	1,73,94,106	1,63,56,503
	TOTAL (a+b+c)	4,72,06,298	4,04,99,783
H	CASH & BANK BALANCES :		
	Dhanalakshmi Bank	36,81,636	47,07,557
	Karnataka Bank (SB No.323)	92,39,403	(57,38,418)
	KARNATAKA BANK A/C NAIN Opex Fund - 110672	6,52,100	18,440
	KARNATAKA BANK DR MNC ENDOWMENT A/C 10936701	1,90,715	1,78,595
	Karnataka Bank (AICTE A/c No.7508)	9,41,020	10,38,371
	State Bank of India	98,61,529	18,45,761
	KCTU karnataka Bank A/c No. 110526	-	2,60,909
	KCTU karnataka Bank - Chemical 112327	3,97,257	-
	Karnataka Bank- BISEP A/c No. 112285	16,04,094	-
	Karnataka Bank- NAIN A/c No.110575	5,68,534	10,54,910
	Karnataka Bank BTFS 109618	3,847	15,966
	KARNATAKA BANK - Nano Mission - DST A/c No 110601	5,68,808	4,84,336
	UCO Bank	1,62,95,537	1,47,06,242
	Karnataka Bank COE (SB No. 954001)	5,29,635	(93,48,071)
	Karnataka Bank TEQIP-II A/c -109371	10,539	18,75,077
	Karnataka Bank VGST - Phy 109968	9,74,630	13,437
	KARNATAKA BANK - DRPO PI - 107120	1,62,767	2,73,853
	KBL Smarts -111555	7,94,226	10,74,710
	Karnataka Bank VGST - CHE A/c No111114	11,229	15,818
	Karnataka Bank VGST - CHE A/c No11113	11,06,524	1,77,719
	Karnataka Bank VGST - PHY - 112375	5,01,094	-
	Karnataka Bank VGST - PHY -112373	5,01,094	-
	Karnataka Bank VGST - PHY -112319	10,06,566	-
	Karnataka Bank VGST MED - 112376	5,01,094	-
	Karnataka Bank KCTU NANO - 112328	887	-
	Karnataka Bank AMMMT 2016 - A/ No.111075	8,43,840	8,13,229
	Karnataka Bank Principal DRDO PI NRS	2,77,179	1,000
	Cash in Hand	3,81,652	4,135
	TOTAL	5,16,07,433	1,34,73,574

As per our report of even date.,

for B.R.V.Goud & Co.,

Chartered Accountants

F.R.No: 0009925

(Sree Siddalinga Swamigalu)

(Sree Siddalinga Swamigalu)
President



(A.B.Shiva Subramanyam)
Partner

M.No: 201108

(T.K.Nanjundappa)

(T.K.Nanjundappa)
Secretary

(Dr.Shivakumaraiah)
Principal

Place : Tumkur

Date : 22/09/2018

	d) OTHER LABILITIES:		
	ESI	30,982	22,483
	Alumni Association	79,52,257	84,20,232
	Amount to be Refunded	71,90,398	44,95,199
	Industry Institute Interaction	85,73,895	1,10,70,395
	Cultural Activities	-	11,57,454
	Departmental Association A/C	23,48,968	10,96,598
	Group Savings Linked Insurance	85,892	7,256
	Skill Development Centre	8,37,810	9,67,965
	Indian Red Cross Society	13,24,650	9,80,100
	Industrial Training (Civil)	8,22,625	8,36,907
	Professional Development Programme	-	1,65,62,323
	Scholarship & Concessions	1,20,57,080	1,12,53,210
	Spic Macay	8,24,607	7,43,797
	NATA	1,41,109	1,90,309
	SSET	17,19,369	17,19,369
	Student Amenities General Amenities (campus upkeeping)	-	1,11,67,801
	VTU Funds	1,17,305	1,35,602
	NTS Club	-	(1,200)
	ASCE Student Group SIT Chapter	85,100	-
	Security Deposit Icrederity Info Services Pvt Ltd	10,000	10,000
	SIT Alumni Association (Staff Contribution)	40,000	40,000
	Salary Recoveries	7,90,924	(68,163)
	Short term Loan	-	24,731
	TOTAL (d)	4,49,52,972	7,08,32,368
	TOTAL (a+b+c+d)	6,54,66,244	8,69,92,295
F	INVESTMENTS AND DEPOSITS:		
	<u>Fixed Deposit-Karnataka Bank:</u>		
	General FD	1,00,00,000	4,48,46,269
	Endowment FD	50,72,929	50,10,968
	Dr M N C Endowment FD	26,45,000	21,45,000
	Corpus Funds	2,00,00,000	2,00,00,000
	Staff Development Fund	2,00,00,000	2,00,00,000
	Maintenance Fund	2,00,00,000	1,00,00,000
	Depreciation Fund	2,00,00,000	1,00,00,000
	COE FD	-	2,00,00,000
	TOTAL	9,77,17,929	13,20,02,237
G	ADVANCES & DEPOSITS :		
	<u>a) Advances to:-</u>		
	Departments	2,19,66,742	1,71,59,774
	Departmental Association	11,21,578	2,93,894
	Employees Contribution to PF	(9,29,238)	34,746
	TDS	2,15,795	-
	Festival Advance	6,72,500	6,16,700
	Other Deduction & Security Deposit	23,565	-
	SBF	(7,158)	-
	Founders Birthday	(13,100)	3,142
	Computer Society of India	23,325	(43,839)
	<u>EMPLOYEES & OTHERS :</u>		
	House Building Advances	3,30,145	4,46,809
	Other Advances to Staff	27,37,871	33,36,175
	Building Advance (Staff Quarters)	46,355	46,355
	TOTAL (a)	2,61,88,380	2,18,93,756

Contd....3

SIDDAGGANGA INSTITUTE OF TECHNOLOGY, TUMKUR-572 103
SCHEDULES FORMING PART OF INCOME AND EXPENDITURE ACCOUNT
FOR THE YEAR ENDED 31ST MARCH 2018

(Amount in Rs.)

	PARTICULARS	As at 31.03.2018	As at 31.03.2017
I	<u>FEES COLLECTIONS :-</u>		
	Admission Fees	8,81,190	6,28,950
	Application Fees	5,85,480	6,04,400
	SIT Autonomous Exam Fees	1,43,50,724	1,30,16,669
	CET	(17,095)	75,080
	Gymnasium Fees	1,89,600	1,99,800
	ICL Lab	-	8,000
	Magazine	6,12,420	6,13,550
	NTTF	1,91,650	2,83,150
	Sports Fees	21,18,391	22,00,350
	Tuition Fees	33,95,73,052	36,63,92,295
	TOTAL	35,84,85,412	38,40,22,244
J	<u>OTHER COLLECTIONS :-</u>		
	Blue Book	24,54,705	24,34,030
	Departmental Testing Charges	8,09,226	10,15,895
	Development Fee	1,22,00,150	1,21,89,500
	Fee Compensation	1,00,490	9,61,000
	Identity Cards	2,43,210	(80,770)
	Internet Fee	61,16,720	60,96,825
	ISTE	1,78,550	7,110
	Laboratory Fee	84,59,370	85,03,245
	Library Book Bank	41,90,500	41,68,000
	Library RR	22,07,641	16,40,066
	Medicclaim Insurance	(2,60,170)	7,09,044
	Medical Examination Fee	12,38,796	8,92,300
	NASA	(1,60,414)	1,76,320
	Registration Fee	28,90,730	27,86,625
	Subject Regn. Fee	1,23,81,100	1,27,01,450
	Training & Placement	9,89,199	40,98,571
	Seminar & Symposium	(8,53,058)	11,20,820
	ICECIT- 2017 International Conference	7,959	-
	Characterisation Chemistry	2,000	-
	German Class	-	(2,97,484)
	R & D Institution Overhead	7,41,873	39,375
	TOTAL	5,39,38,577	5,91,61,922
K	<u>MISCELLANEOUS INCOME :-</u>		
	Interest on Fixed Deposit	1,10,58,334	29,99,496
	Amounts written back	4,66,80,701	3,54,09,254
	Bank Interest	24,51,352	20,14,452
	Other Income	53,96,689	19,83,775
	TOTAL	6,55,87,076	4,24,06,977

Cont...2

L	<u>DEFERRED INCOME</u>		
	AICTE Grants	1,96,090	2,30,694
	TEQIP Grants	4,94,269	5,81,763
	VTU Grants	69,466	81,725
	BT FINISHING SCHOOL Grants	1,11,756	1,43,989
	TEQIP PHASE II	26,92,283	28,40,013
	COE Grants	23,71,593	22,79,646
	COMED-K	2,46,560	46,362
	TOTAL	61,82,016	62,04,193
M	<u>ESTABLISHMENT CHARGES :-</u>		
	Salaries to Staff	35,33,37,461	34,38,75,206
	Management Contribution to PF	96,61,069	1,10,38,475
	Surrender of Earned Leave	94,02,014	1,03,04,462
	Uniform to Staff	91,942	80,297
	PF Administrative Charges	9,20,028	11,89,187
	ESI Employers' Contribution	7,75,219	2,58,080
	Staff Gratuity	48,56,850	56,26,800
	TOTAL	37,90,44,583	37,23,72,507
N	<u>OFFICE EXPENSES :-</u>		
	Office Contingency	2,37,583	2,78,464
	Professional Tax (Institute)	8,749	-
	Postage	1,21,254	2,10,655
	Telephone charges	2,06,371	2,46,961
	Printing & Stationery	3,99,140	5,32,330
	Travelling Expenses	14,16,374	13,39,767
	TOTAL	23,89,471	26,08,177
O	<u>ADMINISTRATIVE EXPENSES :-</u>		
	Advertisement Charges	18,73,044	27,23,997
	Audit Fees	69,000	69,000
	AICTE Inspection & Processing Charges	6,00,043	6,00,023
	Award To Teachers	-	4,69,891
	Building Maintenance	49,16,718	65,66,688
	Interest On Advance To Staff	-	2,257
	Car Maintenance	1,00,213	1,49,007
	Bank Charges	28,753	26,900
	Cash Award to Students	1,55,000	1,15,500
	Education Fair	9,98,693	14,61,601
	Electricity Charges	64,16,896	73,66,066
	EPABX Maintenance	-	1,02,560
	Exam Remuneration	97,60,888	93,97,711
	Guruvandana Expenses	2,64,000	1,00,000
	Generator Maintenance	11,39,742	14,68,045
	House Rent	4,79,018	4,70,290
	Insurance on Equipments	2,60,339	2,53,720
	Land Scape Maintenance	2,09,488	1,24,944
	Vehicle Hire Charges	82,103	2,33,649
	TOTAL	2,73,53,937	3,17,01,849

P	DEPARTMENTAL EXPENSES (Recurring) :-		
	Architecture	2,12,560	1,29,741
	Bio-Tech. Dept. (R) R & D	-	75,120
	Bio-Technology	2,32,014	2,89,768
	Chemical Engineering	6,14,369	7,47,695
	Chemistry	2,58,592	1,99,799
	Chemistry Dept. R & D	97,135	1,10,823
	Civil Engineering	4,55,718	5,52,870
	Civil Engineering Dept. R & D	1,43,301	17,840
	Computer Science	2,80,680	2,42,740
	Construction & Maintenance (R)	6,602	-
	Electrical Engineering	1,15,064	2,34,957
	Electrical Engineering (R) R & D	600	-
	Electronic & Communication	3,98,343	5,11,414
	Industrial Engineering & Management	1,20,817	44,721
	Information Science	87,267	1,76,738
	Instrumentation Technology	3,29,195	5,22,988
	Instrumentation Technology (R) R & D	23,358	-
	Library	5,80,119	1,30,037
	Management Contribution to KCTU Grants	5,00,000	-
	Mathematics	34,327	48,257
	Mechanical Engineering	5,17,568	6,88,093
	Mechanical Engineering Dept. R & D	-	96,405
	NANO (R)	1,05,300	4,84,268
	Organic Waste Converter	7,96,915	6,67,839
	Physics	40,069	73,797
	Physics Dept. (R) R & D	69,929	1,18,932
	Sports	13,42,072	13,29,353
	Waste Water Recycling Plant	8,81,999	6,37,102
	Telecommunication Engg	4,03,162	2,10,994
	TEQIP - Phase II	-	60,00,000
	Health Centre	6,54,402	6,70,759
	Reverse Osmosis plant	2,27,041	2,31,828
	SIT Exam Centre	36,88,649	19,65,569
	Training & Placement	4,90,918	3,46,788
	TOTAL	1,37,08,085	1,75,57,235

Contd...4

Q	OTHER EXPENSES :-		
	Exam Remuneration VTU	-	27,507
	AICTE (R)	1,060	-
	Accreditation A/c	(4,30,000)	-
	Internet Charges	41,41,971	21,87,398
	Affiliation (VTU)	53,49,000	11,09,017
	AMMMT - 2016		7,49,861
	Court Fee	1,61,241	2,26,270
	Dissertation Allowance	14,483	4,675
	Exhibition Expenses	1,43,903	37,967
	Graduation Day Expenses	87,103	4,41,883
	Hand Book	67,180	1,52,308
	TA & DA	31,540	
	ISO Processing Expenses	41,549	-
	NCC	79,543	60,504
	Refreshment Charges	2,85,639	2,51,920
	K.U.P.E.C.A	-	10,000
	IEEE	(24,500)	50,000
	TOTAL	99,49,712	53,09,292

As per our report of even date.,

for B.R.V.Goud & Co.,

Chartered Accountants

F.R.No: 0009926



(Signature)
(A.B.Shiva Subramanyam)

Partner

M.No: 201108

(Signature)

(Dr.Shivakumaraiah)

Principal

(Signature)
(Sree Siddalinga Swamigalu)

President

(Signature)
(T.K.Nanjundappa)

Secretary

Place : Tumkur

Date : 22/09/2018

SIDDAGGANGA INSTITUTE OF TECHNOLOGY, TUMKUR-572 103

Government & Project Grants For The Year Ended 31st - March - 2018

Sub-Schedule "B1" :

(Amount in Rs.)

Sl.No	Particular	Opening Balance	Grants Received During the Year	Deffered Income transferred to I & E	Recurring & Capital Expenses	Closing Balance
1	AICTE	13,24,647	20,000	1,96,090	1,96,609	9,51,948
2	TEQIP Phase I	2,33,95,511	-	4,94,269	-	2,29,01,242
3	TEQIP Phase II	70,70,218	28,340	26,92,283	3,57,311	40,48,965
4	CENTER OF EXCELLENCE	1,29,40,606	7,23,296	23,71,593	72,05,286	40,87,023
5	BIO TECH FINISHING SCHOOL:	32,99,419	-	1,11,756	-	31,87,663
6	VTU GRANTS	5,63,857	500	69,466	12,200	4,82,691
7	CENTRAL POWER RESEARCH INSTITUTE(CPRI)	24,75,901	-	-	5,10,614	19,65,287
8	AICTE Hakthon PI-Prabodh C P	-	3,00,000	-	-	3,00,000
9	BISEP- Bio Technology	-	10,22,882	-	4,19,741	6,03,141
10	DST-PROJECT	14,498	-	-	-	14,498
11	DST-SERB Dr Nagaraju Chemistry	3,86,517	12,417	-	3,98,934	-
12	SERB PI Dr Veena Karjigi	40,204	3,01,397	-	1,57,186	1,84,415
13	DRDO - PI DR N R Sunitha	-	13,89,548	-	11,13,369	2,76,179
14	DRDO PI Umashankar MED	2,73,853	9,989	-	1,05,592	1,78,250
15	FAER - Co- Ordinator Dr K S S	2,48,000	2,14,764	-	3,62,764	1,00,000
16	DST SERB PI DR Anil Rao H N , Chemistry	-	19,18,310	-	4,58,690	14,59,620
17	KSCST	3,882	98,500	-	57,560	44,822
18	GTRC -IT-PI- Dr V Siddeshwaraprasad	43,593	-	-	-	43,593
19	ISRO -PI- Dr G Nagraju, Chemistry	56,947	2,65,971	-	3,30,333	(7,415)
20	NAIN INCUBATION - Student	11,57,369	36,552	-	2,14,630	9,79,291
21	Nain Mission - DST- PI Dr G Nagaraju, CHE	(23,834)	13,51,645	-	12,67,173	60,638
22	VGST Grants - PHY - PI S R Manohara	18	-	-	-	18
23	DIT PROJECT - GOI	415	-	-	-	415

Contd...2

::2::

24	DRDO-PI J P Ganjigatti	3,65,750	-	-	-	11,42,002	3,65,750
25	DE & IT, PI-Dr. H.S. Jayanna	7,28,683	-	4,26,464	-	2,60,909	13,145
26	KCTU Grants - PI - Dr U.S Mallik	(1,19,092)	-	3,80,000	-	-	(0)
27	IEI Grant	70,000	-	-	-	-	70,000
28	Incubation Center KBTS (OPEX) GRANTS	16,540	-	10,28,306	-	3,82,924	6,61,922
29	BRNS (BARC) - PI Dr G Nagaraju, Chemistry	16,952	-	4,49,587	-	5,17,241	(50,702)
30	KARNATAKA BIO-FUEL DEVELOPMENT BOARD	2,53,481	-	6,96,206	-	7,78,326	1,71,361
31	DST-SERB PI Bhargavi Phy	6,98,395	-	25,974	-	4,86,619	2,37,750
32	EAC- EDII Co-Ordinator Dr Umashankar	16,000	-	40,000	-	40,000	16,000
33	Filup Project PI Latesh CSE	1,00,000	-	-	-	-	1,00,000
34	KCTU - Chemical PI- Chemical	-	-	5,01,615	-	1,05,358	3,96,257
35	KCTU Nano	-	-	1,000	-	113	887
36	VGST KSTEPS- PI Dr G Nagaraju	8,295	-	1,623	-	6,212	3,706
37	VGST KSTEPS- PI Dr S R Manohar Phy	13,288	-	10,11,148	-	77,456	9,46,980
38	VGST KSTEPS- PI Dr H S Lalithama Che	1,56,824	-	10,00,000	-	65,502	10,91,322
39	VGST - Physics PI Dr H M Suresh Kumar	-	-	10,05,567	-	1	10,05,566
40	DST WOS-A-PI Hemavathi E & C	-	-	6,45,086	-	4,50,443	1,94,643
41	EDI - DSI PI - Dr C P Lohith, MED	-	-	64,000	-	40,000	24,000
42	Workshop Grants - IITK - PI Dr Sumathi	-	-	70,197	-	70,197	-
43	Travel Grants	-	-	21,269	-	21,269	-
44	VGST- CHE	-	-	16,285	-	6	16,279
45	VGST - MED PI Dr Shammusha priya	-	-	5,00,096	-	2	5,00,094
46	VGST- PHY PI Dr Madhu Chennabasappa	-	-	5,00,096	-	2	5,00,094
47	VGST- PHY PI Dr Shridhar Mundinamani	-	-	5,00,096	-	-	5,00,096
Total		5,55,96,737	59,35,456	1,65,78,726	1,76,12,574	4,86,27,433	

As per our report of even date.,

for B. R.V.Goud & Co.,

Chartered Accountants

F.R.No: 0009925



(A. B. Shiva Subramanyam)

Partner

M.No: 201108

Chivaraing

(Dr. Shivaku maraiah)

Princip al

B. R. V. Goud

(Sree Siddalinga Swamigal)

President

TK Ramprasad

(T.K.Nanjundappa)

Secretary

Place : Tumkur

Date : 22/09/2018

SIDDAGANGA INSTITUTE OF TECHNOLOGY, TUMKUR - 572 103
FIXED ASSETS AS ON 31.03.2018

PARTICULARS	Rate %	GROSS BLOCK			DEPRECIATION BLOCK			NET BLOCK			
		As on 01.04.2017	Additions for the year Before Sep	Additions for the year After Sep	Deletion for the Year	As on 31.03.2018	As on 01.04.2017	Depreciation for the year	As on 31.03.2018	As on 31.03.2017	
I.ASSETS (GENERAL)											
Ambulance	15	3,74,100	-	-	-	3,74,100	3,40,044	5,108	3,45,152	28,948	34,056.02
Architecture Dept.	15	42,92,174	65,406	69,351	-	44,26,931	30,29,134	2,04,468	32,33,602	11,93,329	12,63,040.05
Biotech	15	40,05,821	-	61,772	-	40,67,593	25,96,448	2,16,039	28,12,487	12,55,106	14,09,372.55
Bore well A/c	15	9,13,119	-	-	-	9,13,119	6,35,524	41,639	6,77,163	2,35,956	2,77,595.42
Building A/C	10	16,74,30,128	42,10,421	25,49,688	-	17,41,90,237	8,41,67,683	88,74,771	9,30,42,454	8,11,47,782	8,32,62,444.43
Canteen Equipments	15	6,38,153	-	-	-	6,38,153	4,80,965	23,578	5,04,544	1,33,609	1,57,187.62
Chemical Engineering Dept.	15	1,05,40,232	3,40,245	9,73,964	-	1,18,54,441	49,64,336	9,60,468	59,24,805	59,29,636	55,75,895.59
Continuum Education Centre	15	66,27,999	-	-	-	66,27,999	45,01,406	3,18,989	48,20,395	18,07,604	21,26,592.62
Chemistry Dept.	15	52,10,104	1,08,510	1,21,859	-	54,40,473	33,40,330	3,05,882	36,46,212	17,94,261	18,69,773.87
Chemistry Dept. R & D	15	19,71,039	4,248	32,096	-	20,07,383	3,88,867	2,40,370	6,29,237	13,78,146	15,82,172.26
Civil Engg. Dept	15	2,62,13,927	5,57,452	20,81,987	-	2,88,53,366	1,50,71,927	19,11,067	1,69,82,994	1,18,70,372	1,11,41,999.29
Cycle Stand	5	1,91,027	-	-	-	1,91,027	82,371	5,433	87,804	1,03,223	1,08,656.18
Diesel Generator	15	48,97,729	-	-	-	48,97,729	41,33,339	1,14,658	42,47,998	6,49,731	7,64,389.54
Electrical Engg. Dept.	15	2,32,98,119	-	65,280	-	2,33,63,399	2,10,80,458	3,37,545	2,14,18,003	19,45,396	22,17,661.16
Electronics Dept. R & D	15	3,15,000	-	-	-	3,15,000	1,75,233	20,965	1,96,198	1,18,802	1,39,767.17
Electronics Engg.	15	1,73,42,519	-	7,99,920	-	1,81,42,439	99,55,275	11,68,081	1,11,23,356	70,19,083	73,87,243.52
EPABX	15	11,46,885	-	-	-	11,46,885	9,68,997	26,683	9,95,680	1,51,205	1,77,888.23
Furniture & Fixture	10	4,18,28,033	-	-	-	4,18,28,033	3,02,94,940	11,53,309	3,14,48,249	1,03,79,783	1,15,33,092.76
Gymnasium	15	40,62,266	-	-	-	40,62,266	32,28,707	1,25,034	33,53,741	7,08,525	8,33,559.33
Health Centre	15	3,51,018	-	-	-	3,51,018	2,66,322	12,704	2,79,027	71,991	84,695.67
Industrial Engg & Management	15	31,90,783	-	-	-	33,11,143	21,80,985	1,60,497	23,41,482	9,69,661	10,09,797.62
Information Science	15	31,26,322	57,132	1,00,813	-	32,84,267	19,13,689	1,98,026	21,11,714	11,72,553	12,12,633.82
Instrumentation Technology	15	1,08,20,917	-	4,20,852	-	1,12,41,769	62,34,571	7,19,516	69,54,087	42,87,682	45,86,345.93
Innovative & product Development	15	13,42,363	-	-	-	13,42,363	5,41,668	1,20,104	6,61,772	6,80,591	8,00,695.06
Nano-Tech	15	4,38,57,018	-	4,66,403	-	4,43,23,421	2,06,09,086	35,22,170	2,41,31,256	2,01,92,165	2,32,47,931.89
Toyota Corolla	15	18,59,870	-	-	-	18,59,870	10,11,337	1,27,280	11,38,617	7,21,253	8,48,533.19
Bio tech dept. (capital)	15	13,507	-	-	-	13,507	5,212	1,244	6,456	7,051	8,294.99
Instrumentation Technology Dept. (capital)	15	1,35,642	-	-	-	1,35,642	44,991	13,598	58,588	77,054	90,651.24
Internet	15	1,44,97,476	51,470	4,32,463	-	1,49,81,409	61,64,651	12,90,079	74,54,730	75,26,679	83,32,824.73
TOTAL (A)		40,04,93,287	53,94,884	82,96,808	-	41,41,84,979	22,84,08,496	2,22,19,306	25,06,27,802	16,35,57,178	17,20,84,792

Cont...2

PARTICULARS	Rate %	GROSS BLOCK				DEPRECIATION BLOCK				NET BLOCK	
		As on 01.04.2017	Additions for the year Before Sep	Additions for the year After Sep	Deletion for the Year	As on 31.03.2018	As on 01.04.2017	Depreciation for the year	As on 31.03.2018	As on 31.03.2018	As on 31.03.2017
Library	15	2,23,17,852	3,83,382	1,22,701	-	2,28,23,935	1,61,81,718	9,87,130	1,71,68,848	56,55,087	61,36,134.41
Mechanical Engineering	15	2,26,04,988	29,013	3,95,150	-	2,30,29,151	1,60,17,676	10,22,085	1,70,39,761	59,89,390	65,87,311.52
Mathematics	15	3,24,962	-	80,510	-	4,05,472	2,10,493	23,209	2,33,702	1,71,771	1,14,469.26
Mathematics Comp.	40	1,28,625	-	62,776	-	1,91,401	1,28,098	12,766	1,40,864	50,537	576.85
NTTF	15	19,17,089	-	39,401	-	19,17,089	15,09,453	61,145	15,70,598	3,46,491	4,07,636.33
Office Capital	15	8,35,642	38,500	12,55,320	-	9,13,543	6,92,826	30,153	17,85,306	1,90,565	1,42,816.45
Architecture Comp.	40	16,45,215	-	25,42,378	7,84,700	29,00,735	14,60,193	3,25,113	17,85,306	11,15,429	1,85,022.04
Biotech Computers	40	6,15,200	-	-	-	6,15,200	6,05,849	3,740	6,09,590	5,610	9,350.82
Computer Science Eng. Computers cap	40	24,25,603	-	-	-	41,83,281	17,36,053	7,84,296	25,20,349	16,62,932	6,89,550.06
Civil Engg Computers	40	21,35,955	-	-	-	21,35,955	19,26,246	83,884	20,10,129	1,25,826	2,09,709.43
Instrumentation Technology Comp	40	25,20,395	-	-	-	25,20,395	17,33,321	3,14,830	20,48,150	4,72,245	7,87,074.19
Info Science Computers	40	24,47,567	-	4,70,820	-	29,18,387	22,94,870	1,55,243	24,50,113	4,68,274	1,52,697.04
Computer Science & Engg Dept.	40	5,50,71,704	33,860	1,14,090	-	5,52,19,654	5,47,86,915	1,50,278	5,49,37,193	2,82,461	2,84,789.15
Office Computers	40	24,46,567	28,199	-	-	24,74,766	23,44,937	51,932	23,96,869	77,897	1,01,629.77
Chemical Engineering Comp.	40	3,20,700	-	3,41,226	-	6,61,926	3,20,175	68,455	3,88,630	2,73,296	525.43
Electrical Engg. Dept. Comp.	40	30,35,388	-	-	-	30,35,388	24,95,372	2,16,007	27,11,378	3,24,010	5,40,016.41
Electronics Engg. Comp.	40	37,02,200	-	-	-	37,02,200	27,31,359	3,88,337	31,19,695	5,82,505	9,70,841.43
Industrial Engg & Management Comp	40	13,81,203	-	-	-	13,81,203	12,64,001	46,881	13,10,882	70,321	1,17,201.53
Library Comp.	40	10,40,487	-	6,27,760	-	10,40,487	10,15,938	9,820	10,25,757	14,730	24,549.34
Mechanical Engineering Comp.	40	29,19,545	-	-	-	35,47,305	28,58,392	1,50,013	30,08,405	5,38,900	61,153.34
Telecommunication Engg Comp.	40	23,84,810	-	-	-	23,84,810	16,33,869	3,00,376	19,34,245	4,50,565	7,50,941.18
Training & Placement Comp.	40	27,86,169	-	1,88,328	2,000	27,84,169	26,40,552	58,247	26,98,799	85,370	1,45,616.67
SIT Exam Center Comp.	40	6,48,395	-	-	-	8,36,723	4,39,724	1,21,134	5,60,858	2,75,865	2,08,670.72
Physics Dept.	15	14,93,958	-	-	-	14,93,958	8,24,179	1,00,467	9,24,646	5,69,312	6,69,778.86
Physics Dept. (Cap) R&D	15	4,26,440	-	-	-	4,26,440	1,16,016	46,564	1,62,580	2,63,860	3,10,423.85
Water Cooler	15	7,24,515	-	-	-	7,24,515	6,54,470	10,507	6,64,977	59,539	70,045.74
Solar Light	15	8,10,025	-	-	-	8,10,025	6,40,245	25,467	6,65,712	1,44,313	1,69,779.96
SIT Exam Center	15	19,73,865	5,033	3,95,520	-	23,74,418	9,64,410	1,81,837	11,46,247	12,28,170	10,09,454.48
Sports Capital	15	13,72,632	-	31,388	-	14,04,020	10,22,671	54,848	10,77,519	3,26,501	3,49,960.87
Telecommunication Engg	15	80,05,967	5,650	13,32,162	-	93,43,779	40,87,604	6,88,514	47,76,118	45,67,661	39,18,363.00
Training & Placement	15	27,02,267	-	68,000	-	27,70,267	22,12,352	78,587	22,90,940	4,79,327	4,89,914.69
Reverse Osmosis Plant	15	43,00,286	-	-	-	43,00,286	28,25,917	2,21,155	30,47,073	12,53,213	14,74,368.72
Organic Waste Converter	15	14,17,045	-	-	-	14,17,045	10,63,045	53,100	11,16,145	3,00,900	3,53,999.51
Physics Computer (Cap)	40	33,760	-	-	-	33,760	24,307	3,781	28,088	5,672	9,452.80
Robotics Lab (Cap)	40	5,03,242	-	-	-	5,03,242	2,27,632	1,10,244	3,37,876	1,65,366	2,75,610.16
Electrical Engineering (Cap) R & D	15	1,40,950	-	-	-	1,40,950	21,143	17,971	39,114	1,01,836	1,19,807.50
Civil Engineering Dept (Cap) R & D	15	64,978	-	-	-	64,978	9,747	8,285	18,031	46,947	55,231.30
TOTAL (B)		15,96,26,192	5,23,637	80,67,730	7,86,700	16,74,30,859	13,17,21,767	69,66,398	13,86,88,166	2,87,42,694	2,79,04,425
GRAND TOTAL (I)		56,01,19,480	59,18,521	1,63,64,538	7,86,700	58,16,15,839	36,01,30,263	2,91,85,704	38,93,15,968	19,22,99,871	19,99,89,217

:::3::

PARTICULARS	Rate %	GROSS BLOCK				DEPRECIATION BLOCK			NET BLOCK		
		As on 01.04.2017	Additions for the year Before Sep	Additions for the year After Sep	Deletion for the Year	As on 31.03.2018	As on 01.04.2017	Depreciation for the year	As on 31.03.2018	As on 31.03.2017	
II.ASSETS (AICTE) :											
Electrical	15	8,43,869	-	-	-	8,43,869	8,06,157	5,657	8,11,814	32,055	37,712.14
Electronics Dept.	15	12,71,645	-	-	-	12,71,645	11,88,780	12,430	12,01,210	70,435	82,864.52
Computer Science Dept.	15	30,28,234	-	-	-	30,28,234	28,83,545	21,703	29,05,248	1,22,986	1,44,689.33
Chemical Engg Dept.	15	39,36,808	-	-	-	39,36,808	34,32,583	75,634	35,08,217	4,28,591	5,04,224.79
Mechanical Dept.	15	12,53,515	-	-	-	12,53,515	11,80,123	11,009	11,91,132	62,383	73,391.67
Civil Engg Dept.	15	5,02,652	-	-	-	5,02,652	4,85,898	2,513	4,88,411	14,241	16,753.90
Library	15	5,33,000	-	-	-	5,33,000	5,12,737	3,039	5,15,776	17,224	20,263.09
Instrumentation Tech.	15	5,15,594	-	-	-	5,15,594	3,44,050	25,732	3,69,781	1,45,813	1,71,544.19
Information Science & Engg.	15	6,78,300	-	-	-	6,78,300	4,22,479	38,373	4,60,853	2,17,447	2,55,820.52
TOTAL (II)		1,25,63,617	-	-	-	1,25,63,617	1,12,56,353	1,96,090	1,14,52,442	11,11,175	1,37,07,264

PARTICULARS	Rate %	GROSS BLOCK				DEPRECIATION BLOCK			NET BLOCK		
		As on 01.04.2017	Additions for the year Before Sep	Additions for the year After Sep	Deletion for the Year	As on 31.03.2018	As on 01.04.2017	Depreciation for the year	As on 31.03.2018	As on 31.03.2017	
III.ASSETS (TEQIP) :											
Books	15	1,26,91,174	-	-	-	1,26,91,174	1,06,69,027	3,03,322	1,09,72,349	17,18,825	20,22,146.57
Civil Works	15	3,09,08,621	-	-	-	3,09,08,621	2,49,06,633	9,00,298	2,58,06,931	51,01,690	60,01,987.65
Computers	40	2,57,31,621	-	-	-	2,57,31,621	2,57,30,528	437	2,57,30,965	656	1,093.24
Equipments	15	3,21,84,092	-	-	-	3,21,84,092	2,66,52,558	8,29,730	2,74,82,288	47,01,804	55,31,533.70
Furniture	15	10,11,764	-	-	-	10,11,764	8,40,655	25,666	8,66,321	1,45,443	1,71,109.32
TOTAL (III)		10,25,27,272	-	-	-	10,25,27,272	8,87,99,402	20,59,454	9,08,58,855	1,16,68,417	1,37,27,870

PARTICULARS	Rate %	GROSS BLOCK				DEPRECIATION BLOCK			NET BLOCK		
		As on 01.04.2017	Additions for the year Before Sep	Additions for the year After Sep	Deletion for the Year	As on 31.03.2018	As on 01.04.2017	Depreciation for the year	As on 31.03.2018	As on 31.03.2017	
IV.ASSETS (VTU):											
Equipments	15	12,27,918	-	-	-	12,27,918	7,64,809	69,466	8,34,276	3,93,642	4,63,108.68
TOTAL (IV)		12,27,918	-	-	-	12,27,918	7,64,809	69,466	8,34,276	3,93,642	4,63,109

PARTICULARS	Rate %	GROSS BLOCK				DEPRECIATION BLOCK			NET BLOCK		
		As on 01.04.2017	Additions for the year Before Sep	Additions for the year After Sep	Deletion for the Year	As on 31.03.2018	As on 01.04.2017	Depreciation for the year	As on 31.03.2018	As on 31.03.2017	
V.ASSETS (BT Finishing School):											
Computers & Software's	40	29,67,470	-	-	-	29,67,470	29,55,315	4,862	29,60,177	7,293	12,154.76
Equipments	15	18,89,500	-	-	-	18,89,500	11,76,876	1,06,894	12,83,770	6,05,730	7,12,624.01
TOTAL (V)		48,56,970	-	-	-	48,56,970	41,32,191	1,11,756	42,43,947	6,13,023	7,24,779

Contd..4

PARTICULARS	Rate %	GROSS BLOCK				DEPRECIATION BLOCK		NET BLOCK		
		As on 01.04.2017	Additions for the year Before Sep	Additions for the year After Sep	Deletion for the Year	As on 31.03.2018	As on 01.04.2017	Depreciation for the year	As on 31.03.2018	As on 31.03.2017
VI.ASSETS(EQUIP PHASE II): Books, library & Software	40	1,31,96,149	22,46,510	-	-	1,54,42,659	87,11,952	26,92,283	1,14,04,235	44,84,197.10
TOTAL (VI)		1,31,96,149	22,46,510	-	-	1,54,42,659	87,11,952	26,92,283	1,14,04,235	44,84,197
PARTICULARS	Rate %	GROSS BLOCK				DEPRECIATION BLOCK		NET BLOCK		
		As on 01.04.2017	Additions for the year Before Sep	Additions for the year After Sep	Deletion for the Year	As on 31.03.2018	As on 01.04.2017	Depreciation for the year	As on 31.03.2018	As on 31.03.2017
VII.ASSET(COE) Software	40	52,65,532	-	-	-	52,65,532	36,53,252	6,44,912	42,98,164	16,12,280.15
Equipment & books	40	42,27,482	36,40,304	-	-	78,67,786	35,51,084	17,26,681	52,77,764	6,76,398.12
TOTAL (VII)		94,93,014	36,40,304	-	-	1,31,33,318	72,04,336	23,71,593	95,75,928	22,88,678
GRAND TOTAL (I+II+III+IV+V+VI+VII)		70,39,84,421	1,18,05,335	1,63,64,538	7,86,700	73,13,67,593	48,09,99,306	3,66,86,345	51,76,85,650	22,29,85,114

As per our report of even date.,
for B.R.V.Goud & Co.,
Chartered Accountants,
F.R.No: 0009925



(A. Shiva Subramanyam)
Partner
M.No: 201108

Shivaram
(Dr. Shivakumaraiyah)
Principal

T. K. Nanjundappa
(T. K. Nanjundappa)
Secretary

Sree Siddalinga Swamigalu
(Sree Siddalinga Swamigalu)
President

Place : Tumkur
Date : 22/09/2018