

FINANCIAL STATEMENTS & AUDIT REPORT

NAME : SIDDAGANGA INSTITUTE OF TECHNOLOGY
ADDRESS : TUMKUR - 572103
YEAR ENDED : 31st March 2022
ASST YEAR : 2022-2023

**B.R.V. Goud & Co.,
Chartered Accountants**

No.37/1, 1st Floor, M.N.K. Rao Road
Basavanagudi, Bangalore-560 004

Phone: 26566448, 26577448

E-mail: office@brvgoud.co.in

www.brvgoud.co.in

INDEPENDENT AUDITOR'S REPORT

Opinion

We have audited the accompanying financial statements of "Siddaganga Institute of Technology" Tumkur-572103 which comprises the Balance Sheet as at March 31, 2022, the Statement of Income & Expenditure for the year ended.

In our opinion and to the best of our information and according to the explanations given to us, the aforesaid financial statements give the information required and give a true and fair view in conformity with the accounting principles generally accepted in India:

- 1) In the case of Balance Sheet, of the state of affairs of the "Siddaganga Institute of Technology" as at 31st March 2022.
- 2) In case of the Income and Expenditure Account, of the Surplus, being Excess of Income over Expenditure for the year ended on that date.

Basis for Opinion

We conducted our audit in accordance with the Standards on Auditing (SAs) issued by Institute of Chartered Accountants of India. Our responsibilities under those Standards are further described in the Auditor's Responsibilities for the Audit of the Financial Statements section of our report. We are Independent of the Company in accordance with the Code of Ethics issued by the Institute of Chartered Accountants of India, and we have fulfilled our other ethical responsibilities in accordance with these requirements and the Code of Ethics. We believe that the audit evidence we have obtained is sufficient and appropriate to provide a basis for our opinion.

Management's Responsibility for the Financial Statements

Management is responsible for the preparation of the financial statements. This responsibility also includes maintenance of adequate accounting records for safeguarding of the assets of the Institute and for preventing and detecting frauds and other irregularities; selection and application of appropriate implementation and maintenance of accounting policies; making judgments and estimates that are reasonable and prudent; and design, implementation and maintenance of adequate internal financial controls, that were operating effectively for ensuring the accuracy and completeness of the accounting records, relevant to the preparation and presentation of the financial statement that give a true and fair view and are free from material misstatement, whether due to fraud or error.

Auditor's Responsibility for the Audit of the Financial Statements

Our objectives are to obtain reasonable assurance about whether the financial statements are free from material misstatement, whether due to fraud or error, and to issue an auditor's report that includes our opinion. Reasonable assurance is a high level of assurance but is not a guarantee that an audit conducted in accordance with SAs will always detect a material misstatement when it exists. Misstatements can arise from fraud or error and are considered material if, individually or in the aggregate, they could reasonably be expected to influence the economic decisions of users taken on the basis of these financial statements.

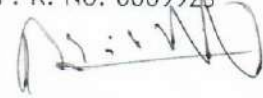
We further report that:

- a) We have sought and obtained all the information and explanations which, to the best of our knowledge and belief, were necessary for the purpose of our audit and have found them to be satisfactory.
- b) In our opinion, proper books of account as required by law have been kept by the Institute, so far as appears from our examination of those books.
- c) the Balance Sheet and Income and Expenditure Account dealt with by this report, are in agreement with the books of accounts.

Place : Tumkur
Date : 02/09/2022



for B.R.V. GOUD & CO.,
Chartered Accountants
F. R. No: 0009925



(A B Shiva Subramanyam)
Partner
Membership No: 201108

SIDDAGANGA INSTITUTE OF TECHNOLOGY, TUMKUR - 572 103
BALANCE SHEET AS AT 31ST MARCH 2022

	PARTICULARS	SCH	As At 31.03.2022	As At 31.03.2021
I	SOURCES OF FUNDS:			
	Sree Siddaganga Education Society	A	42,03,28,816	40,03,05,640
	Government & Project Grants	B	5,20,42,157	4,01,43,519
	TEQIP Loan	C	6,49,07,400	6,49,07,400
	Current Liabilities	D	7,32,56,526	8,80,90,437
	TOTAL		61,05,34,899	59,34,46,996
II	APPLICATION OF FUNDS:			
	FIXED ASSETS:			
	Gross Block	E	85,32,87,609	82,96,22,238
	LESS: Depreciation Bank		67,33,62,514	64,35,48,155
	Net Block		17,99,25,095	18,60,74,083
	CURRENT ASSETS:			
	Investments & Deposits	F	13,42,29,240	13,27,36,737
	Loans & Advances	G	15,36,67,129	11,93,58,474
	SIT Group of Hostels		4,50,99,314	4,77,40,889
	Cash & Bank Balances	H	9,76,14,122	10,75,36,811
	TOTAL		61,05,34,899	59,34,46,996

As per our report of even date.,

for B.R.V.Goud & Co.,
Chartered Accountants

F.R.No: 0009925



(Signature)

(A.B.Shiva Subramanyam)

Partner

M.No: 201108

(Signature)

(Prof. S V Dinesh)

Principal

(Signature)
(Sree Siddalinga Swamigalu)
President

(Signature)
(T.K.Nanjundappa)
Secretary

Place : Tumkur
Date : 02.09.2022

SIDDAGANGA INSTITUTE OF TECHNOLOGY, TUMKUR - 572 103
INCOME AND EXPENDITURE ACCOUNT FOR THE YEAR ENDED 31st MARCH 2022


	PARTICULARS	SCH	2021-22	2020-21
A	INCOME:			
	Fee Collections	I	46,63,46,223	45,51,44,547
	Other Collections	J	10,68,58,800	9,55,72,250
	Miscellaneous Income	K	1,25,15,552	1,74,56,281
	Deferred Income	L	11,09,301	16,27,080
	Income - SIT Group of Hostels		6,65,23,746	5,52,93,766
	TOTAL (A)		65,33,53,622	62,50,93,923
B	EXPENDITURE:			
	Salaries & Employee Benefits	M	43,17,10,475	44,76,29,272
	Office Expenses	N	38,66,877	9,20,196
	Administrative Expenses	O	2,39,22,709	1,57,73,589
	Departmental Expenses	P	1,49,53,690	87,66,221
	Other Expenses	Q	2,61,97,631	2,52,44,823
	Expenses - SIT Group of Hostels		6,82,75,491	5,03,00,956
	Depreciation-SIT	E	2,98,14,367	3,09,28,313
	Depreciation-SIT Group of Hostels		8,89,830	12,78,202
	TOTAL (B)		59,96,31,068	58,08,41,570
C	Surplus/(Deficit) for the year (A-B)		5,37,22,554	4,42,52,353



(Sree Siddalinga Swamigalu)
President


(T.K.Nanjundappa)
Secretary

As per our report of even date.,
for B.R.V.Goud & Co.,
Chartered Accountants
F.R.No: 000992S




(A.B.Shiva Subramanyam)
Partner
M.No: 201108


(Prof. S V Dinesh)
Principal

Place : Tumkur

Date : 02.09.2022

SIDDAGANGA INSTITUTE OF TECHNOLOGY, TUMKUR - 572 103


SCHEDULES FORMING PART OF BALANCE SHEET

AS At 31ST MARCH 2022

SCH	PARTICULARS	As at 31.03.2022	As at 31.03.2021
A	<u>SREE SIDDAGANGA EDUCATION SOCIETY :</u>		
	As per previous Balance sheet	40,03,05,640	31,36,78,715
	Add: Capital Fund-SIT -MCA	-	33,81,604
	Capital Fund-SIT -MBA	-	1,17,13,224
	Receipts during the year	42,63,00,622	39,72,79,744
	Surplus/(Deficit) for the year	5,37,22,554	4,42,52,353
	Less: Payments during the year	88,03,28,816	77,03,05,640
		46,00,00,000	37,00,00,000
	TOTAL	42,03,28,816	40,03,05,640
B	GOVERNMENT & PROJECT GRANTS		
	As per Sub-Schedule "B1"	5,20,42,157	4,01,43,519
	TOTAL	5,20,42,157	4,01,43,519
C	<u>TEQIP LOAN :</u>		
	As per previous Balance sheet	6,49,07,400	6,49,07,400
	TOTAL	6,49,07,400	6,49,07,400
D	<u>(a) CURRENT LIABILITIES :-</u>		
	SIT Canteen Deposit	2,50,000	2,50,000
	SRP Environ Systems Security Deposits	7,04,498	7,04,498
	Library & Laboratory Caution Deposit	55,85,745	52,95,945
	Club of Robotics	20,850	20,850
	F R F Contribution to Gurukula Trust	52,211	52,211
	Security Deposit - Landscape & Housekeeping	2,04,000	2,04,000
	Total (a)	68,17,304	65,27,504
	b) VTU FUNDS:		
	Career Guidance Development Fund	1,24,390	2,85,610
	Cultural Activities	2,67,628	6,70,678
	Karnataka Students Welfare Fund	2,33,030	3,59,705
	Karnataka Teachers Benefit Fund	1,00,945	2,27,620
	E-Learning	18,01,125	27,125
	Eligibility Fee	15,00,000	3,71,000
	NF for TWF	4,31,940	3,48,465
	NSS	11,96,857	10,43,229
	University Development Fund	22,65,750	62,96,250
	Students Sports Development Fund	12,20,574	24,29,724
	Sports Fee	16,43,973	24,50,073
	Womens Cell	90,510	1,56,150
	E - Resources Consortium fee	(10,46,638)	58,14,861
	Total (b)	98,30,084	2,04,80,490
	c) OTHER FUNDS & DEPOSITS :		
	DR M N Channabasappa Endowment	1,09,39,114	94,72,601
	Library Book Deposit	2,51,501	2,51,501
	Temple Contribution	27,300	27,300
	Students Aid Fund	39,53,240	36,19,340
	NTSR Fund	5,63,722	4,25,961
	SSES House Building Advance (PRINCIPAL)	71,954	98,618
	SSES House Building Advance (Interest)	10,744	10,744
	Contribution to Math Fund	2,13,729	2,13,729
	Prof T Gangadhariah Endowment Fund	10,00,000	10,00,000
	Total (c)	1,70,31,303	1,51,19,793

	d) OTHER LIABILITIES:		
	ESI	10,133	7,440
	Alumni Association	88,88,757	90,75,757
	Amount to be Refunded	25,70,190	26,09,768
	Cultural Activities	18,98,187	7,36,659
	Departmental Association A/C	53,12,149	38,61,089
	Group Savings Linked Insurance	253	253
	Skill Development Centre	5,63,429	5,46,329
	Indian Red Cross Society	21,05,250	19,10,250
	Industrial Training (Civil)	23,99,149	30,44,278
	Scholarship & Concessions	1,24,34,135	2,08,32,947
	Spic Macay	10,92,187	10,26,207
	NATA	1,29,009	1,47,509
	VTU Funds	2,78,051	(1,02,969)
	NTS Club	2,500	2,500
	ASCE Student Group SIT Chapter	85,100	85,100
	Security Deposit Icrederity Info Services Pvt Ltd	10,000	10,000
	Salary Recoveries	2,65,572	1,71,154
	Syndicate Bank Loan	-	10,600
	Short term Loan	2,770	4,155
	Membership fee SITCCS	2,15,740	2,38,710
	VTU Exam Remuneration	15,156	15,156
	Contribution to S S Math dasohanidhi	1,24,379	78,243
	Founders Birthday	3,18,665	7,91,458
	Employees Contribution to PF	7,80,495	7,96,957
	Flood Relief fund	14,080	14,080
	Excess Paid	6,478	6,478
	GST	56,022	42,541
	TOTAL (d)	3,95,77,835	4,59,62,649
	TOTAL (a+b+c+d)	7,32,56,526	8,80,90,437
F	INVESTMENTS AND DEPOSITS:		
	<u>Fixed Deposit-Karnataka Bank:</u>		
	General FD	2,02,62,536	2,52,62,536
	Endowment FD	73,61,159	71,36,159
	Dr M N C Endowment FD	37,25,000	37,25,000
	Corpus Funds	2,35,65,424	2,35,65,424
	Staff Development Fund	2,35,65,425	2,35,65,425
	Maintenance Fund	2,35,65,425	2,35,65,425
	Depreciation Fund	2,35,65,425	2,35,65,425
	Prof T Gangadharaiah Endowment FD	10,00,000	10,00,000
	Accrued Interest	76,18,846	13,51,343
	TOTAL	13,42,29,240	13,27,36,737
G	ADVANCES & DEPOSITS :		
	<u>a) Advances to:-</u>		
	Departments	3,35,26,392	4,43,24,751
	Departmental Association	25,95,777	24,70,762
	TDS	84,871	3,294
	Festival Advance	6,59,400	(1,200)
	Other Deduction & Security Deposit	50,481	50,481
	Computer Society of India	18,714	1,18,114
	Teachers Welfare Fund	150	-
	Education	10,40,843	12,66,312
	Siddaganga Urban Co- Op Bank Ltd	3,400	3,400
	SSET	7,80,631	7,80,631
	SITECH Co- Op Society Short Term Loan	6,124	6,124
	EMPLOYEES & OTHERS :		
	House Building Advances	(29,012)	(2,348)
	Other Advances to Staff	27,36,038	7,69,966
	Salary Advance	1,20,243	78,243
	Building Advance (Staff Quarters)	-	6,355
	TOTAL (a)	4,15,94,052	4,98,74,885

	b).DEPOSITS:		
	Court Deposit	25,000	25,000
	Gas Cylinder Deposit	1,426	1,426
	IOC Deposits	800	800
	BESCOM Deposits	26,51,636	26,51,636
	Telephone Deposit	15,650	15,650
	VSNL	1,000	1,000
	BSNL Deposit	20,000	20,000
	TOTAL (b)	27,15,512	27,15,512
	c)FEES OUTSTANDING :		
		10,93,57,565	6,67,68,077
	TOTAL (c)	10,93,57,565	6,67,68,077
	TOTAL (a+b+c)	15,36,67,129	11,93,58,474
H	CASH & BANK BALANCES :		
	Dhanalakshmi Bank	78,79,087	63,77,234
	Karnataka Bank (SB No.323)	4,34,61,752	6,03,09,390
	KARNATAKA BANK A/C NAIN Opex Fund - 110672	18,746	18,240
	KARNATAKA BANK DR MNC ENDOWMENT A/C 10936701	5,93,793	3,04,677
	Karnataka Bank (AICTE A/c No.7508)	27,66,312	28,83,514
	State Bank of India	1,05,52,175	80,60,725
	KCTU karnataka Bank - Chemical 112327	86,478	84,141
	Karnataka Bank- BISEP A/c No. 112285	2,863	(38,796)
	Karnataka Bank- NAIN A/c No.110575	-	4,64,204
	Karnataka Bank BTFS 109618	4,314	4,198
	KARNATAKA BANK - Nano Mission - DST A/c No 110601	7,04,762	6,85,710
	UCO Bank	1,06,73,298	1,84,67,708
	Karnataka Bank COE (SB No. 954001)	3,16,438	3,15,438
	Karnataka Bank TEQIP-II A/c -109371	11,508	11,508
	Karnataka Bank - AICTE Idea Lab 7682000100012101	87,65,800	-
	KARNATAKA BANK - DRPO PI - 107120	98	98
	KBL Smarts -111555	7,74,950	7,78,571
	Karnataka Bank VGST - CHE A/c No111114	7,73,373	17,074
	Karnataka Bank SIT Incubation - 114088	1,719	1,719
	Karnataka Bank VGST - PI Dr Prasanna BT 114414	49,224	12,52,435
	Karnataka Bank VGST - PHY -112319	10,23,649	10,57,672
	KArnataka Bank Principal SIT AICTE 11465601	9,62,000	-
	Karnataka Bank KCTU NANO - 112328	87,392	85,030
	Karnataka Bank 113125 DRDO ERIP Pi Kishore MED	3,31,450	5,14,129
	Karnataka Bank Principal DRDO PI NRS	1,228	1,196
	Karnataka Bank VGST PI Dr K G Nithesh 11337901	59,146	59,731
	Karnataka Bank VGST PI Dr Nandeesh Civil 113217	1,35,208	2,58,461
	Karnataka Bank VGST PI K B Roopa Biotech 113380	1,53,993	7,69,751
	Cash in Hand	5,08,727	2,88,876
	Karnataka Bank DST SSTP PI Uday Kumar 112765	68,344	66,424
	Karnataka Bank PI HKE Latha112598	10,75,676	10,56,941
	Karnataka Bank VGST PI R Suresh 112597	3,83,897	5,25,063
	Karnataka Bank -104222	8,23,208	8,23,208
	Karnataka Bank -- A/c No 10533	20,32,542	20,32,542
	Karnataka Bank VGST CV PI Mamatha 114737	10,17,895	-
	Karnataka Bank VGST MED PI Virupakshi Auradi 114731	10,60,883	-
	Karnataka BAnk - VGST PI Poornima CHEMICAL 114835	3,02,193	-
	Karnataka BAnk VTU RGS PI Dr Adarsh 115058	1,50,000	-
	TOTAL	9,76,14,122	10,75,36,811


 (Sree Siddalinga Swamigalu)
 President


 (T.K.Nanjundappa)
 Secretary



As per our report of even date.,
for B.R.V.Goud & Co.,
Chartered Accountants

F.R.No: 0009925

(A.B.Shiva Subramanyam)
Partner

M.No: 201108



(Prof. S V Dinesh)
Principal

SIDDAGGANGA INSTITUTE OF TECHNOLOGY, TUMKUR-572 103
SCHEDULES FORMING PART OF INCOME AND EXPENDITURE ACCOUNT
FOR THE YEAR ENDED 31ST MARCH 2022

	PARTICULARS	2021-22	2020-21
I	<u>FEES COLLECTIONS :-</u>		
	Admission Fees	1,99,560	5,21,700
	Application Fees	2,20,030	6,84,400
	SIT Autonomous Exam Fees	1,58,04,378	1,23,25,105
	Gymnasium Fees	1,23,750	60,750
	Magazine	4,94,850	5,94,780
	Sports Fees	18,85,054	19,65,500
	Tuition Fees	44,76,18,601	43,89,92,312
	TOTAL	46,63,46,223	45,51,44,547
J	<u>OTHER COLLECTIONS :-</u>		
	Blue Book	17,86,300	23,44,800
	Departmental Testing Charges	(1,59,176)	22,42,686
	Development Fee	1,47,06,100	1,43,36,045
	Skill Lab Fee	1,18,15,000	-
	Identity Cards	1,99,071	41,612
	Internet Fee	50,11,500	58,62,500
	ISTE	1,25,965	2,63,140
	Laboratory Fee	70,51,285	82,70,665
	Library Book Bank	34,78,000	40,82,500
	Library RR	16,00,690	20,37,036
	Medical Examination Fee	6,67,800	15,40,800
	NASA	1,80,350	1,96,748
	Registration Fee	29,72,500	21,42,900
	Subject Regn. Fee	92,08,150	46,53,470
	Training & Placement	61,29,248	1,47,548
	Certificate court Fee	(38,000)	42,000
	Library Computers and Learning Materials MBA	21,40,700	20,77,000
	Siddaganga TBI Incubation services Charges	1,69,000	1,90,000
	Uniform to Students	(11,927)	11,40,000
	Welfare Activities	7,16,500	3,65,000
	Seminar & Symposium	3,40,620	11,37,748
	Bioinformatics Internship	-	33,000
	Bridge Crouse	21,600	-
	Hand Book	3,08,350	-
	KSTA National Conference	6,00,000	-
	Books & Course Material (MBA)	14,06,757	11,17,487
	Graduation Day Expenses	6,82,936	10,94,685
	Eco Club	-	15,200
	Kannada Books VTU	50,400	-
	R & D Institution Overhead	2,00,728	6,33,750
	Professional Development Programme	84,09,900	98,50,840
	Student Amenities & General Amenities (campus upkeeping)	1,81,31,713	2,07,91,010
	Industry Institution Interaction	89,56,740	89,22,080
	TOTAL	10,68,58,800	9,55,72,250
K	<u>MISCELLANEOUS INCOME :-</u>		
	Interest on Fixed Deposit	62,67,503	94,46,934
	Amounts written back	10,600	46,59,970
	Bank Interest	30,80,605	23,72,770
	Other Income	3,61,796	9,62,119
	Miscellaneous	27,95,048	14,488
	TOTAL	1,25,15,552	1,74,56,281

::2::

L	<u>DEFERRED INCOME</u>		
	AICTE Grants	1,02,360	1,20,424
	TEQIP Grants	2,57,970	3,03,501
	VTU Grants	36,262	42,661
	BT FINISHING SCHOOL Grants	56,429	66,696
	TEQIP PHASE II	3,48,920	5,81,533
	COE Grants	3,07,360	5,12,265
	TOTAL	11,09,301	16,27,080
M	<u>SALARIES & EMPLOYEE BENEFITS :-</u>		
	Salaries to Staff	39,29,66,856	40,49,11,165
	Management Contribution to PF	1,02,88,029	1,00,81,015
	Leave Encashment	1,67,42,130	1,12,53,010
	Uniform to Staff	77,908	82,565
	PF Administrative Charges	8,57,951	8,76,995
	ESI Employers' Contribution	33,962	46,458
	Staff Gratuity	80,85,141	1,77,03,918
	Research Assistant	26,58,498	26,74,146
	TOTAL	43,17,10,475	44,76,29,272
N	<u>OFFICE EXPENSES :-</u>		
	Office Contingency	2,33,101	1,68,694
	Postage	33,780	1,08,728
	Telephone charges	2,15,120	2,06,086
	Mediclaime Insurance	26,62,242	(6,04,857)
	Printing & Stationery	2,28,063	7,91,048
	Travelling Expenses	4,88,139	2,50,497
	Office Xerox Expenditure	6,432	-
	TOTAL	38,66,877	9,20,196
O	<u>ADMINISTRATIVE EXPENSES :-</u>		
	Advertisement Charges	10,91,943	21,21,452
	Audit Fees	13,180	1,38,570
	Building Maintenance	36,90,720	27,50,822
	Car Maintenance	1,99,660	1,22,844
	Bank Charges	14,027	45,312
	Cash Award to Students	1,17,612	-
	Education Fair	1,25,000	1,03,356
	Electricity Charges	52,22,959	58,21,180
	EPABX Maintenance	-	5,522
	Exam Remuneration	73,01,360	32,75,220
	Grant	50,52,400	-
	Generator Maintenance	90,020	2,31,737
	House Rent	5,44,728	5,81,262
	Insurance on Equipments	3,99,000	4,82,960
	Land Scape Maintenance	1,980	44,202
	Vehicle Hire Charges	58,120	49,150
	TOTAL	2,39,22,709	1,57,73,589

P DEPARTMENTAL EXPENSES (Recurring) :-		
Architecture	1,23,535	50,931
Bio-Tech. Dept. (R) R & D	2,00,360	3,10,718
Bio-Technology	5,73,699	-
Chemical Engineering	5,67,378	9,21,418
Chemistry	62,141	81,713
Chemistry Dept. R & D	87,857	16,995
Civil Engineering	7,01,567	2,47,878
Civil Engineering Dept. R & D	63,235	19,330
Computer Science	25,47,034	3,69,340
Construction & Maintenance (R)	1,050	-
Electrical Engineering	1,58,452	2,13,826
Electrical Engineering (R) R & D	6,592	-
Electronic & Communication	5,64,169	-
Electronics Engineering Dept. (R)	-	2,21,311
Industrial Engineering & Management	1,26,094	45,923
Information Science	44,793	48,627
Instrumentation Technology	2,54,629	2,57,792
Instrumentation Technology (R) R & D	10,904	26,549
Library	4,20,811	7,62,275
MBA	1,98,590	8,93,414
MCA	2,18,896	1,41,648
Mathematics	30,282	35,040
Mechanical Engineering	5,47,875	3,00,426
Mechanical Engineering Dept. R & D	-	32,108
NANO (R)	2,70,508	59,589
Organic Waste Converter	11,48,090	10,24,950
Physics	60,320	1,77,956
Physics Dept. (R) R & D	19,661	1,22,007
Sports	6,49,055	4,66,555
Waste Water Recycling Plant	3,38,189	2,77,930
Telecommunication Engg	2,14,851	2,30,627
Health Centre	8,15,075	5,95,771
Reverse Osmosis plant	2,57,849	1,14,637
SIT Exam Centre	36,93,900	4,50,809
CET	(1,05,500)	65,000
Training & Placement	81,749	1,83,128
TOTAL	1,49,53,690	87,66,221

::4::

Q	OTHER EXPENSES :-		
	AICTE (R)	-	1,00,000
	Accreditation A/c	5,31,000	-
	Internet Charges	17,26,044	30,24,227
	Affiliation (VTU)	4,94,023	10,67,000
	Court Fee	3,51,161	2,10,000
	Comed-K / Other Exams	49,241	23,160
	Dissertation Allowance	50,000	93,693
	Exhibition Expenses	1,46,102	2,28,701
	Travelling Expenses	-	4,546
	ISO Processing Expenses	1,36,880	26,295
	NCC	1,21,152	54,084
	Refreshment Charges	1,73,259	3,01,529
	K.U.P.E.C.A	5,00,000	10,000
	IEEE	-	-
	Incubation Center	59,723	2,36,313
	Advance to IISC	6,50,628	-
	AICTE/COA Inspection & Processing Charges	10,84,588	-
	NSS Fee	47,582	-
	Professional Development Programme	36,06,588	20,57,404
	Student Amenities General Amenities (campus upkeep)	1,64,68,660	1,77,53,931
	Rural Development Programme	1,000	53,940
	TOTAL	2,61,97,631	2,52,44,823

As per our report of even date.,

for B.R.V.Goud & Co.,
Chartered Accountants

F.R.No: 000992S



(Handwritten signature)

(A.B.Shiva Subramanyam)

Partner

M.No: 201108

(Handwritten signature)
(Sree Siddalinga Swamigalu)
President

(Handwritten signature)
(T.K.Nanjundappa)
Secretary

(Handwritten signature)
(Prof. S V Dinesh)
Principal

Place : Tumkur

Date : 02.09.2022

Fixed Deposit as at 31st march 2022

Schedule F

Sl. No.	Name of the Bank	Certificates Nos	Date of Deposit	Face Value	Rate of INT	Maturity Date	Interest	Maturity Value
1	Karnataka Bank Ltd.	7681500208150501	30-03-2021	2,35,65,424	7.20		10,33,458	-
2	Karnataka Bank Ltd.	7681500208150601	30-03-2021	2,35,65,425	7.20		10,34,793	-
3	Karnataka Bank Ltd.	7681500208150701	30-03-2021	2,35,65,425	7.20		10,34,793	-
4	Karnataka Bank Ltd.	7681500208150801	30-03-2021	2,35,65,425	7.20		10,34,793	-
5	Karnataka Bank Ltd.	7681500101620601	29-08-2016	4,50,000	7.25	29-08-2021	32,626	-
6	Karnataka Bank Ltd.	7681500208076701	12-09-2020	59,008	7.25	06-12-2021	2,608	63,042
7	Karnataka Bank Ltd.	7681500208045801	12-09-2020	59,004	7.25	06-12-2021	2,607	63,038
8	Karnataka Bank Ltd.	7681500208045901	12-09-2020	59,006	7.25	06-12-2021	2,608	63,040
9	Karnataka Bank Ltd.	7681500208050201	12-09-2020	59,007	7.25	06-12-2021	3,627	63,041
10	Karnataka Bank Ltd.	7681500208050401	12-09-2020	59,006	7.25	06-12-2021	3,627	63,040
11	Karnataka Bank Ltd.	7681500208037001	12-09-2020	1,18,015	7.25	06-12-2021	7,253	1,26,084
12	Karnataka Bank Ltd.	7681500208102901	29-09-2016	50,000	7.25	29-09-2021	4,668	71,613
13	Karnataka Bank Ltd.	7681500208074301	28-11-2017	1,00,000	6.50	28-11-2022	7,623	1,38,042
14	Karnataka Bank Ltd.	7681500101673801	02-11-2020	9,00,000	7.25	02-11-2022	59,200	
15	Karnataka Bank Ltd.	7681500208073201	28-11-2017	50,000	6.50	28-11-2022	3,811	69,021
16	Karnataka Bank Ltd.	7681500208073101	28-11-2017	1,00,000	6.50	28-11-2022	7,623	1,38,042
17	Karnataka Bank Ltd.	7681500208150901	19-03-2018	1,60,000	6.50	19-03-2023	12,025	2,20,867
18	Karnataka Bank Ltd.	7681500101621201	10-10-2016	1,00,000	7.15	10-10-2021	9,157	1,42,524
19	Karnataka Bank Ltd.	7681500208106701	30-12-2016	50,000	7.00	30-12-2021	4,398	70,739
20	Karnataka Bank Ltd.	7681500101623201	24-02-2017	30,000	6.50	24-02-2022	1,951	
21	Karnataka Bank Ltd.	7681500101623901	21-03-2017	43,000	6.50	21-03-2022	2,795	

22	Karnataka Bank Ltd.	7681500101626001	13-08-2017	50,000	6.50	13-08-2022	3,250	
23	Karnataka Bank Ltd.	7681500101626101	25-08-2017	50,000	6.50	25-08-2022	3,250	
24	Karnataka Bank Ltd.	7681500101675801	29-12-2018	1,50,000	7.50	29-12-2020	10,407	
25	Karnataka Bank Ltd.	7681500208097201	27-03-2019	50,000	7.50	27-03-2021	4,101	58,010
26	Karnataka Bank Ltd.	7681500101643501	17-04-2015	25,000	8.50	17-04-2020	100	
27	Karnataka Bank Ltd.	7681500101649201	17-12-2015	1,00,000	7.50	17-12-2020	5,342	
28	Karnataka Bank Ltd.	7681500101675701	29-12-2018	1,00,000	7.50	29-12-2020	6,937	
29	Karnataka Bank Ltd.	7681500101675201	15-12-2018	5,00,000	7.40	15-12-2020	33,923	
30	Karnataka Bank Ltd.	7681500101617301	17-04-2017	1,00,00,000	6.75	17-04-2019	7,50,000	
31	Karnataka Bank Ltd.	7681500208168301	29-03-2019	50,000	7.50	29-03-2021	4,124	58,011
32	Karnataka Bank Ltd.	7681500208168401	29-03-2019	50,000	7.50	29-03-2021	4,124	58,011
33	Karnataka Bank Ltd.	7681500208157801	20-12-2019	53,500	7.30	11-03-2021	3,741	58,121
34	Karnataka Bank Ltd.	7681500101673601	31-10-2020	37,25,000	7.40	31-10-2022	2,44,609	
35	Karnataka Bank Ltd.	7681500101682901	11-07-2019	10,00,000	7.20	11-07-2021	72,000	
36	Karnataka Bank Ltd.	7681500208137101	10-01-2020	31,69,649	65.50	10-01-2022	1,94,761	33,41,009
37	Karnataka Bank Ltd.	7681500208198101	31-03-2020	2,54,500	6.25	31-03-2022	16,278	2,88,108
38	Karnataka Bank Ltd.	7681500101682201	27-06-2019	50,000	7.20	27-06-2021	3,600	
39	Karnataka Bank Ltd.	7681500101675901	29-12-2018	50,000	7.50	29-12-2020	3,470	
40	Karnataka Bank Ltd.	7681500101705301	09-02-2021	50,00,000	5.20	11-05-2021	-	
41	Karnataka Bank Ltd.	7681500101646401	22-08-2015	50,000	8.00	28-08-2020	1,570	
42	Karnataka Bank Ltd.	7681500208215601	21-12-2020	50,000	5.30	21-12-2022	734	55,552

43	Karnataka Bank Ltd.	7681500208181101	17-09-2019	50,000	6.90	17-09-2021	3,659	57,331
44	Karnataka Bank Ltd.	7681500208102801	29-09-2016	50,000	7.25	29-09-2021	4,668	71,613
45	Karnataka Bank Ltd.	7681500101625701	03-08-2017	50,000	6.50	03-08-2022	3,249	
46	Karnataka Bank Ltd.	7681500101725701	27-01-2022	50,00,000		07-06-2022		
47	Karnataka Bank Ltd.	7681500208225601	28-06-2021	50,000	5.2	28-06-2023		55,443
48	Karnataka Bank Ltd.	7681500208225501	28-06-2021	50,000	5.2	28-06-2023		55,443
49	Karnataka Bank Ltd.	7681500101723701	06-01-2022	25,000	5.1	06-01-2024		
50	Karnataka Bank Ltd.	761500208238801	07-04-2022	50,000	5.1	07-04-2024		55,333
51	Karnataka Bank Ltd.	7681500208238901	07-04-2022	50,000	5.1	07-04-2024		55,333
Grand Total				12,66,10,394			56,83,941	

As per our report of even date.,

for B.R.V.Goud & Co.,

Chartered Accountants

F.R.No: 000992S



(A.B.Shiva Subramanyam)

Partner

M.No: 201108

(Sree Siddalinga Swamigalu)

President

(T.K.Nanjundappa)

Secretary

Place : Tumkur

Date : 02.09.2022

SIDDHAGANGA INSTITUTE OF TECHNOLOGY, TUMKUR - 572 103
FIXED ASSETS AS ON 31.03.2019

PARTICULARS	Rate %	GROSS BLOCK					DEPRECIATION BLOCK			NET BLOCK		
		As on 01.04.2021	Additions for the year Before Sep	Additions for the year After Sep	Deletion for the Year	As on 31.03.2022	As on 01.04.2021	Depreciation for the year	As on 31.03.2022	As on 31.03.2022	As on 31.03.2021	
ASSETS (GENERAL)												
Ambulance	15	3,74,100		3,74,100	-	3,74,100		3,56,323	3,58,989	15,111	17,777.46	
Architecture Dept.	15	51,48,149	6,000	51,86,902	-	38,91,504	32,753	38,91,504	40,83,357	11,03,545	12,56,644.99	
Biotech	15	45,44,185	2,32,944	2,47,509	-	50,24,638	2,47,509	34,48,888	36,66,687	13,57,951	10,95,297.01	
Bore well A/C	15	9,13,119			-	9,13,119		7,68,212	7,89,948	1,23,171	1,44,906.54	
Building A/C	10	20,20,66,324	17,460	9,85,964	-	20,30,69,748		12,08,16,166	12,89,92,226	7,40,77,522	8,12,50,157.57	
Canteen Equipments	15	6,38,153			-	6,38,153		5,56,100	5,68,408	69,745	82,052.92	
Chemical Engineering Dept.	15	1,40,71,052	30,641	1,41,37,093	-	1,41,37,093	35,400	88,06,042	96,03,045	45,34,048	52,65,010.03	
Continuum Education Centre	15	66,27,999			-	66,27,999		55,17,904	56,84,418	9,43,580	11,10,094.64	
Chemistry Dept.	15	56,52,329		22,676	-	56,75,005	22,676	43,98,203	45,88,022	10,86,982	12,54,125.64	
Chemistry Dept. R & D	15	21,58,883			-	21,58,883		12,03,070	13,46,442	8,12,441	9,55,812.67	
Civil Engg. Dept	15	3,04,65,041	22,301	6,17,612	-	3,11,04,954	6,17,612	2,20,89,490	2,33,95,488	77,09,465	83,75,551.13	
Cycle Stand	5	1,91,027			-	1,91,027		1,02,526	1,06,951	84,076	88,501.13	
Diesel Generator	15	48,97,729			-	48,97,729		44,98,713	45,58,565	3,39,164	3,99,016.11	
Electrical Engg. Dept.	15	2,37,97,155		4,83,092	-	2,42,80,247	4,83,092	2,22,70,455	2,25,35,692	17,44,555	15,26,699.56	
Electronics Dept. R & D	15	3,16,950			-	3,16,950		2,42,582	2,53,737	63,213	74,368.21	
Electronics Engg.	15	1,98,01,053			-	1,98,01,053		1,40,86,816	1,49,43,952	48,57,101	57,14,236.43	
EPABX	15	11,46,885		3,42,318	-	14,89,203	3,42,318	10,54,026	10,93,629	3,95,574	92,858.77	
Furniture & Fixture	10	4,18,28,033			-	4,18,28,033		3,42,61,170	3,50,17,857	68,10,176	75,66,862.16	
Gymnasium	15	40,62,266			-	40,62,266		36,27,143	36,92,411	3,69,855	4,35,123.18	
Health Centre	15	3,51,018			-	3,51,018		3,06,806	3,13,438	37,580	44,211.67	
Industrial Engg & Management	15	37,03,257	4,000	56,394	-	37,63,651	56,394	28,59,450	29,90,851	7,77,800	8,43,806.56	
Information Science	15	38,69,757		3,25,330	-	41,95,087	3,25,330	27,01,689	29,01,299	12,93,788	11,68,068.30	
Instrumentation Technology	15	1,25,31,401			-	1,25,31,401		89,38,156	94,77,142	30,54,258	35,93,244.95	
Innovative & product Development	15	13,42,363			-	13,42,363		9,24,395	9,87,090	3,55,273	4,17,967.82	
Nano-Tech	15	4,57,28,304			-	4,57,28,304		3,24,65,017	3,44,54,510	1,12,73,794	1,32,63,287.03	
Toyota Corolla	15	18,59,870			-	18,59,870		14,16,930	14,83,371	3,76,499	4,42,939.63	
Bio tech dept. (capital)	15	2,40,247			-	2,40,247		72,097	97,320	1,42,927	1,68,149.68	
Instrumentation Technology Dept. (capital)	15	1,35,642			-	1,35,642		88,321	95,420	40,222	47,320.52	
Internet	15	1,67,45,214			-	1,67,45,214		1,09,25,387	1,17,98,361	49,46,853	58,19,826.51	
TOTAL (A)		45,52,07,502	3,13,346	31,49,048	-	45,86,69,896	31,49,048	31,26,93,584	32,98,78,629	12,87,91,268	14,25,13,919	

Cont..2

PARTICULARS	Rate %	GROSS BLOCK			DEPRECIATION BLOCK			NET BLOCK		
		As on 01.04.2021	Additions for the year Before Sep	Additions for the year After Sep	Deletion for the Year	As on 31.03.2022	As on 01.04.2021	Depreciation for the year	As on 31.03.2022	As on 31.03.2021
Library	15	2,34,14,523	66,926	3,07,221	-	2,37,88,670	1,95,29,325	6,15,860	2,01,45,185	38,85,199
Mechanical Engineering	15	2,61,07,759	54,870	1,51,134	-	2,63,13,763	2,00,26,870	9,31,699	2,09,58,569	60,80,889
Mathematics	15	7,77,634	-	-	-	7,77,634	4,24,532	52,965	4,77,497	3,53,103
Mathematics Comp.	40	3,47,751	-	-	-	3,47,751	2,80,549	26,881	3,07,430	67,027
NTTF	15	19,17,089	-	1,95,990	-	19,17,089	17,04,300	31,918	17,36,219	2,12,789
Office Capital	15	11,51,239	-	39,164	-	13,47,229	8,46,951	60,343	9,07,293	3,04,289
Architecture Comp.	40	29,10,647	-	8,96,855	-	29,49,811	26,66,146	1,05,633	27,71,779	2,44,501
Biotech Computers	40	6,46,470	-	-	-	6,46,470	6,34,001	4,988	6,38,989	12,469
Computer Science Eng. Computers cap	40	85,23,221	10,55,260	-	-	1,04,75,336	69,99,425	12,10,994	82,10,418	15,23,796
Civil Engg Computers	40	21,35,955	-	-	-	21,08,777	26,12,467	10,871	21,19,648	27,178
Instrumentation Technology Comp	40	27,92,975	-	-	-	27,92,975	72,203	72,203	26,84,670	1,08,508
Info Science Computers	40	39,71,537	-	-	-	39,71,537	35,67,083	1,61,782	37,28,864	4,04,454
Computer Science & Engg Dept.	40	5,95,57,775	-	-	-	5,95,57,775	5,79,80,694	6,30,833	5,86,11,526	15,77,081
Office Computers	40	25,06,036	-	-	-	25,06,036	24,77,953	11,233	24,89,186	28,083
Chemical Engineering Comp.	40	8,71,140	-	-	-	8,71,140	7,30,447	56,277	7,86,724	1,40,693
Electrical Engg. Dept.Comp.	40	30,35,388	-	-	-	30,35,388	29,65,402	27,994	29,93,396	69,986
Electronics Engg. Comp.	40	37,13,950	-	-	-	37,13,950	35,85,591	10,69,456	46,55,047	1,28,359
Industrial Engg & Management Comp	40	13,81,203	17,00,127	16,90,310	-	13,81,203	13,66,014	6,076	13,72,089	15,189
Library Comp.	40	10,40,487	-	-	-	10,40,487	10,37,305	1,273	10,38,578	3,182
Mechanical Engineering Comp.	40	61,52,555	-	-	-	61,52,555	53,47,041	3,22,206	56,69,246	8,05,514
Telecommunication Engg Comp.	40	40,91,800	-	-	-	40,91,800	33,90,293	2,80,603	36,70,896	7,01,507
Training & Placement Comp.	40	37,67,109	-	-	-	37,67,109	34,65,582	1,20,611	35,86,193	3,01,527
SIT Exam Center Comp.	40	24,77,009	-	-	-	24,77,009	12,42,781	4,93,691	17,36,472	12,34,228
Physics Dept.	15	22,59,814	-	-	-	22,59,814	13,63,637	1,34,427	14,98,063	8,96,177
Physics Dept. (Cap) R&D	15	14,49,747	29,925	-	-	14,79,672	5,64,869	1,37,220	7,02,090	8,84,878
Water Cooler	15	7,24,515	-	-	-	7,24,515	6,87,951	5,485	6,93,436	36,564
Solar Light	15	8,10,025	-	-	-	8,10,025	7,21,399	13,294	7,34,693	88,626
SIT Exam Center	15	26,32,695	-	-	-	26,32,695	16,58,909	1,46,068	18,04,977	9,73,786
Sports Capital	15	19,46,157	-	-	-	19,46,157	13,57,130	88,354	14,45,484	5,89,027
Telecommunication Engg	15	1,00,48,014	-	-	-	1,00,48,014	67,02,855	5,01,774	72,04,629	33,45,159
Training & Placement	15	27,99,177	-	-	-	27,99,177	24,87,056	46,818	25,33,874	3,12,121
Reverse Osmosis Plant	15	45,19,353	-	-	-	45,19,353	36,19,379	1,34,996	37,54,375	8,99,975
Organic Waste Convertor	15	14,17,045	-	-	-	14,17,045	12,32,255	27,718	12,59,973	1,84,790
Physics Computer (Cap)	40	33,760	-	-	-	33,760	32,535	490	33,025	735
Robotics Lab (Cap)	40	5,04,062	-	-	-	5,04,062	4,67,949	14,445	4,82,394	21,668
Electrical Engineering (Cap) R & D	15	1,97,995	-	-	-	1,97,995	90,945	16,057	1,07,003	36,113
Civil Engineering Dept (Cap) R & D	15	1,11,020	-	-	-	1,45,166	40,242	13,178	53,419	1,07,050
Computer Science & Engg (Cap) R & D	15	76,780	-	34,146	-	76,780	16,412	9,055	91,747	70,778
Incubation Center (Cap)	15	44,50,000	1,39,81,049	-	-	1,84,31,049	9,51,188	26,21,979	25,467	60,368
TOTAL (B)		19,72,71,412	1,68,88,157	33,14,820	-	21,74,74,389	16,69,84,237	1,02,17,748	17,72,01,985	3,02,87,175
GRAND TOTAL (I)		65,24,78,915	1,72,01,503	64,63,868	-	67,61,44,286	47,96,77,821	2,74,02,793	50,70,80,614	17,28,01,094

PARTICULARS	Rate %	GROSS BLOCK				DEPRECIATION BLOCK			NET BLOCK		
		As on 01.04.2021	Additions for the year Before Sep	Additions for the year After Sep	Deletion for the Year	As on 31.03.2022	As on 01.04.2021	Depreciation for the year	As on 31.03.2022	As on 31.03.2021	
II.ASSETS (AICTE) :											
Electrical	15	8,43,869	-	-	-	8,43,869	8,24,183	2,953	8,27,136	16,733	19,686
Electronics Dept.	15	12,71,645	-	-	-	12,71,645	12,28,389	6,488	12,34,878	36,767	43,256
Computer Science Dept.	15	30,28,234	-	-	-	30,28,234	29,52,705	11,329	29,64,035	64,199	75,529
Chemical Engg Dept.	15	39,36,808	-	-	-	39,36,808	36,73,600	39,481	37,13,081	2,63,727	2,63,208
Mechanical Dept.	15	12,53,515	-	-	-	12,53,515	12,15,204	5,747	12,20,951	32,564	38,311
Civil Engg Dept.	15	5,02,652	-	-	-	5,02,652	4,93,906	1,312	4,95,218	7,434	8,746
Library	15	5,33,000	-	-	-	5,33,000	5,22,423	1,587	5,24,009	8,991	10,577
Instrumentation Tech.	15	5,15,594	-	-	-	5,15,594	4,26,047	13,432	4,39,479	76,115	89,547
Information Science & Engg.	15	6,78,300	-	-	-	6,78,300	5,44,760	20,031	5,64,791	1,13,509	1,33,540
TOTAL (II)		1,25,63,617	-	-	-	1,25,63,617	1,18,91,217	1,02,360	1,19,83,577	5,80,040	6,82,400

PARTICULARS	Rate %	GROSS BLOCK				DEPRECIATION BLOCK			NET BLOCK		
		As on 01.04.2021	Additions for the year Before Sep	Additions for the year After Sep	Deletion for the Year	As on 31.03.2022	As on 01.04.2021	Depreciation for the year	As on 31.03.2022	As on 31.03.2021	
III.ASSETS (TEQP) :											
Books	15	1,26,91,174	-	-	-	1,26,91,174	1,16,35,601	1,58,336	1,17,93,937	8,97,237	10,55,573
Civil Works	15	3,09,08,621	-	-	-	3,09,08,621	2,77,75,546	4,69,961	2,82,45,507	26,63,114	31,33,075
Computers	40	2,57,31,621	-	-	-	2,57,31,621	2,57,31,479	57	2,57,31,536	85	142
Equipments	15	3,21,84,092	-	-	-	3,21,84,092	2,92,96,597	4,33,124	2,97,29,721	24,54,371	28,87,495
Furniture	15	10,11,764	-	-	-	10,11,764	9,22,444	13,398	9,35,842	75,922	89,320
TOTAL (III)		10,25,27,272	-	-	-	10,25,27,272	9,53,61,667	10,74,876	9,64,36,543	60,90,729	71,65,605

PARTICULARS	Rate %	GROSS BLOCK				DEPRECIATION BLOCK			NET BLOCK		
		As on 01.04.2021	Additions for the year Before Sep	Additions for the year After Sep	Deletion for the Year	As on 31.03.2022	As on 01.04.2021	Depreciation for the year	As on 31.03.2022	As on 31.03.2021	
IV.ASSETS (VTU):											
Equipments	15	12,27,918	-	-	-	12,27,918	9,86,172	36,262	10,22,434	2,05,484	2,41,746
TOTAL (IV)		12,27,918	-	-	-	12,27,918	9,86,172	36,262	10,22,434	2,05,484	2,41,746

PARTICULARS	Rate %	GROSS BLOCK				DEPRECIATION BLOCK			NET BLOCK		
		As on 01.04.2021	Additions for the year Before Sep	Additions for the year After Sep	Deletion for the Year	As on 31.03.2022	As on 01.04.2021	Depreciation for the year	As on 31.03.2022	As on 31.03.2021	
V.ASSETS (BT Finishing School):											
Computers & Software's	40	29,67,470	-	-	-	29,67,470	29,65,895	630	29,66,525	945	1,575
Equipments	15	18,89,500	-	-	-	18,89,500	15,17,506	55,799	15,73,305	3,16,195	3,71,994
TOTAL (V)		48,56,970	-	-	-	48,56,970	44,83,401	56,429	45,39,830	3,17,140	3,73,569

Contd..4

44:

PARTICULARS	Rate %	GROSS BLOCK			Deletion for the Year	DEPRECIATION BLOCK			NET BLOCK		
		As on 01.04.2021	Additions for the year Before Sep	Additions for the year After Sep		As on 01.04.2021	Depreciation for the year	As on 31.03.2022	As on 31.03.2022	As on 31.03.2021	
VII-ASSETS(TEQIP PHASE II): Books, library & Software	40	1,54,42,659	-	-	-	1,54,42,659	1,45,70,359	3,48,920	1,49,19,279	5,23,380	8,72,300
TOTAL (VI)		1,54,42,659	-	-	-	1,54,42,659	1,45,70,359	3,48,920	1,49,19,279	5,23,380	8,72,300
VIII-ASSET(COE) Software Equipment & books	40 40	52,65,532 78,67,786	- -	- -	- -	1,31,33,318	1,23,64,919	3,07,360	1,26,72,277	4,61,041	7,68,399
TOTAL (VII)		1,31,33,318	-	-	-	1,31,33,318	1,23,64,919	3,07,360	1,26,72,277	4,61,041	7,68,399

PARTICULARS	Rate %	GROSS BLOCK			Deletion for the Year	DEPRECIATION BLOCK			NET BLOCK		
		As on 01.04.2021	Additions for the year Before Sep	Additions for the year After Sep		As on 01.04.2021	Depreciation for the year	As on 31.03.2022	As on 31.03.2021		
Furnitures & Fixtures	10	3,24,588	-	-	-	3,24,588	2,42,081	8,251	2,50,331	74,257	82,507
Library	15	17,778	-	-	-	17,778	14,863	437	15,300	2,478	2,915
Departmental Capital Computers	15	45,30,529	-	-	-	45,30,529	37,31,061	1,19,920	38,50,981	6,79,548	7,99,468
TOTAL (VIII)	40	11,42,248	-	-	-	11,42,248	9,66,967	70,112	10,37,079	1,05,169	1,75,281
Furnitures & Fixtures, Library, Computers, Car	10 15 40 15	55,50,977 23,91,419 92,29,102 7,88,401	- - - -	- - - -	- - - -	85,32,87,609	64,35,48,155	2,86,645	1,95,54,270	18,22,155	21,08,801
Diesel Generator	15	5,05,000	-	-	-	5,05,000	4,85,802	2,880	4,88,682	1,33,044	1,56,523
Air Conditioner	15	1,65,289	-	-	-	1,65,289	1,57,133	1,223	1,58,357	16,318	19,198
Office Equipment	15	5,86,357	-	-	-	5,86,357	5,37,927	7,264	5,45,192	6,932	8,156
Paper Shredder	15	52,166	-	-	-	52,166	51,151	152	51,303	48,430	1,015
Xerox Machine	15	2,10,219	-	-	-	2,10,219	1,99,460	1,614	2,01,074	9,145	10,759
Departmental Capital	15	18,97,495	-	-	-	18,97,495	11,04,934	1,18,884	12,23,818	6,73,677	7,92,561
TOTAL (IX)		2,13,76,425	-	-	-	2,13,76,425	1,92,67,624	2,86,645	1,95,54,270	18,22,155	21,08,801
GRAND TOTAL (I+II+III+IV+V+VI+VII+VIII+IX)		82,96,22,238	1,72,01,504	-	-	85,32,87,609	64,35,48,155	2,98,14,367	67,33,62,515	17,99,25,095	18,60,74,084

(Signature)
 (Sree Sridalinga Swamigal)
 President
 Place : Tumkur
 Date : 02.09.2022

(Signature)
 T.K.Nanjundappa
 Secretary
 (T.K.Nanjundappa)

(Signature)
 (Prof. S V Dinesh)
 Principal

As per our report of even date.,
 for B.R.V. Goud & Co.,
 Chartered Accountants,
 F.R.No: 0009926

 (A.B. Shiva Subramanyam)
 Partner
 M.No: 201108

SIDDAGGANGA INSTITUTE OF TECHNOLOGY, TUMKUR-572 103

Government & Project Grants For The Year Ended 31st - March - 2022

Sub-Schedule "B1" :

(Amount in Rs.)

Sl.No	Particular	Opening Balance	Grants Received During the Year	Deffered Income transferred to I & E	Recurring & Capital Expenses	Closing Balance
1	AICTE	2,50,954	93,000	1,02,360	1,86,000	55,594
2	TEQIP Phase I	2,18,20,567		2,57,970		2,15,62,597
3	TEQIP Phase II	8,82,840		3,48,920		5,33,920
4	CENTER OF EXCELLENCE	12,98,027		3,07,360		9,90,667
5	BIO TECH FINISHING SCHOOL:	30,10,974	116	56,429	91,340	28,63,321
6	VTU GRANTS	3,29,395	10,000	36,262		3,03,133
7	CENTRAL POWER RESEARCH INSTITUTE(CPRI)	6,78,578		-		6,78,578
8	AICTE Hakthon PI-Prabodh C P	2,10,000		-		2,10,000
9	BISEP- Bio Technology	(38,795)	93,706	-	52,047	2,864
10	DST-PROJECT	14,498		-		14,498
11	AICTE - RPS - PI Dr Virupakshi Auradi	21,90,176	88,528	-	9,752	22,68,952
12	DRDO - PI DR N R Sunitha	197	32	-	229	-
13	DRDO PI Umashankar MED	98		-	98	-
14	FAER - Co- Ordinator Dr K S S	1,606		-	1,606	-
15	DST SERB PI DR Anil Rao H N , Chemistry	1,05,090		-		1,05,090
16	KSCST	(11,526)		-	57,500	(69,026)
17	GTRE -IT-PI- Dr V Siddeshwaraprasad	43,593		-		43,593
18	DST WOS - PI Sindhu/ H M S Physics	9,36,436	6,00,000	-	8,68,747	6,67,689
19	NAIN INCUBATION - Student	4,64,204	3,217	-	4,67,421	0
20	Nain Mission - DST- PI Dr G Nagaraju, CHE	1,77,540	19,052	-		1,96,592
21	ROCHE Fellowship - PI Dr Sudhir Ranganath	6,50,780	15,009	-	6,44,902	20,887
22	DIT PROJECT - GOI	415		-	415	-

23	DRDO-ISE PI-DR H S JAYANNA	-	4,09,286		4,06,239	3,047
24	SERB TAPE PI Jayaprasanna D CHE	2,32,520	6,975		2,32,736	6,759
25	IEI Grant	70,000				70,000
26	Incubation Center KBTS (OPEX) GRANTS	(81,760)	506			(81,254)
27	BRNS (BARC) - PI Dr G Nagaraju, Chemistry	(47,858)				(47,858)
28	KARNATAKA BIO-FUEL DEVELOPMENT BOARD	38,095				60,467
29	DST-SERB PI Bhargavi Phy	1,231	2,79,489		2,57,117	-
30	EAC- EDII Co-Ordinator Dr Umashankar	16,000			1,231	16,000
31	Filup Project PI Latesh CSE	1,00,000				1,00,000
32	KCTU - Chemical PI- Chemical	83,141	2,337			85,478
33	KCTU Nano	85,030	2,362			87,392
34	DST SERB PI DR Adarsh MED	-	24,52,200			24,52,200
35	DST SERB PI DR S V Dinesh Civil	-	13,00,600		33,480	12,67,120
36	VGST - Physics PI Dr H M Suresh Kumar		27,078		61,100	10,22,650
37	DST WOS-A-PI Hemavathi E & C	10,56,672				5,095
38	DST SERB PI DR Vishwas M IEM	5,095	2,75,000		96,416	1,78,584
39	EDI - DST PI- Dr C P Lohith, MED	-	8,000			8,000
40	VGST - MED PI Dr Shanmusha priya	(1,000)	1,000			(0)
41	SERB TARE PI Madhu H C MED	59,637	3,591		58,502	4,726
42	VGST - PI D R Prasanna BT	12,52,435	26,996		12,30,206	49,225
43	VGST KSTEPS-PI DR G NAGARAJU	1,02,991	7,69,585		99,203	7,73,373
44	VGST PI SURESH MED	4,98,933	56,519		1,71,554	3,83,898
45	VGST PI HKE LATHA	10,56,941	26,995		8,260	10,75,676
46	VGST CHEMISTRY GN	(93,440)	93,440			-
47	UNNATH BHARATH	842			842	-
48	KARNATAKA BIO-FUEL REVOLVING FUND	1,88,818	20,253			2,09,071
49	SSTP PI UDAYKUMAR CHEMISTRY	85,024	1,920			86,944
50	SERB PI SUDHIR CHE	18,610				(3,19,390)
51	DST SERB PHY PI MADHUCHENNABASAPPA	1,83,926			3,38,000	1,13,473
52	BRNS Sudhir Chemical	788			788	-
53	CSIR Reserch Grant	(366)	366			-
54	BRNS IICHE	4,994	5,000			9,994
55	DRDO ERIPR PI Kishore MED	5,11,283	9,27,936		11,10,615	3,28,604
56	DST SERB Tare PI Manjunath Dammalli BT	(11,804)	2,76,241		2,72,808	(8,371)
57	DST WOS-A-PI Manjushree S G Chemistry	40,494	6,12,380		5,92,554	60,320
58	Impress PI Dr Kavitha H ISE	3,66,084	2,40,000		3,93,152	2,12,932
59	IUSSTF PI Dr Sudhir Ranganath	18,711				18,711
60	VGST KSPEPS PI Dr Nandeesh - Civil	2,58,461	5,113		1,28,366	1,35,208

61	VGST - PI Dr K G Nithesh MED	59,732	1,619		2,204	59,147
62	VGST - PI K B Roopa Biotech	9,69,751	9,286		8,25,044	1,53,993
63	Usha Armour- PI Suman pawar Chemical	-	1,00,000		4,779	95,221
64	VTU Grants PI Hemavathi, Maths	(2,140)				(2,140)
65	VGST - PI Dr Virupakshi Auradi MED		10,50,883			10,50,883
66	VGST - PI Mamatha K H Civil		10,07,895			10,07,895
67	VGST - PI Poornima Chemical		3,02,193			3,02,193
68	Intel Technologies - PI Dr V S Auradi		1,48,141			1,48,141
69	AICTE Grants PI Dr K V Suresh		9,60,000			9,60,000
70	AICTE Idea Lab		87,71,200		5,400	87,65,800
71	AICTE PI C T Manjunath		5,91,000			5,91,000
72	ISE- AICTE		93,000			93,000
	Total	4,01,43,554	2,17,89,045	11,09,301	87,81,107	5,20,42,157

As per our report of even date.,
for B.R.V.Goud & Co.,



Chartered Accountants

F.R.No: 000992S

(Signature)

(A.B.Shiva Subramanyam)
Partner

M.No: 201108

(Signature)

(Prof. S V Dinesh)

Principal

(Signature)
(Sree Siddalinga Swamigalu)
President

(Signature)
(T.K.Nanjundappa)
Secretary

Place : Tumkur
Date : 02.09.2022

