

FINANCIAL STATEMENTS & TAX AUDIT REPORT

NAME : SIDDAGANGA INSTITUTE OF  
TECHNOLOGY

ADDRESS : TUMKUR - 572103

YEAR ENDED : 31<sup>st</sup> March 2021

ASST YEAR : 2021-2022

Financial year: 2020-21 SIT

**B.R.V. Goud & Co.,**  
**Chartered Accountants**

No.37/1, 1<sup>st</sup> Floor, M.N.K. Rao Road  
Basavanagudi, Bangalore-560 004  
Phone: 26566448, 26577448  
E-mail: [brvg6204@gmail.com](mailto:brvg6204@gmail.com)  
[www.brvgoud.co.in](http://www.brvgoud.co.in)

**INDEPENDENT AUDITOR'S REPORT**

**Opinion**

We have audited the accompanying financial statements of "Siddaganga Institute of Technology" Tumkur-572103 which comprises the Balance Sheet as at March 31, 2021, the Statement of Income & Expenditure for the year ended, a summary of significant accounting policies and other explanatory information.

In our opinion and to the best of our information and according to the explanations given to us, the aforesaid financial statements give the information required and give a true and fair view in conformity with the accounting principles generally accepted in India:

- 1) In the case of Balance Sheet, of the state of affairs of the "Siddaganga Institute of Technology" as at 31<sup>st</sup> March 2021.
- 2) In case of the Income and Expenditure Account, of the Surplus, being Excess of Income over Expenditure for the year ended on that date.

**Basis for Opinion**

We conducted our audit in accordance with the Standards on Auditing (SAs) issued by Institute of Chartered Accountants of India. Our responsibilities under those Standards are further described in the Auditor's Responsibilities for the Audit of the Financial Statements section of our report. We are Independent of the Company in accordance with the Code of Ethics issued by the Institute of Chartered Accountants of India, and we have fulfilled our other ethical responsibilities in accordance with these requirements and the Code of Ethics. We believe that the audit evidence we have obtained is sufficient and appropriate to provide a basis for our opinion.

**Management's Responsibility for the Financial Statements**

Management is responsible for the preparation of the financial statements. This responsibility also includes maintenance of adequate accounting records for safeguarding of the assets of the Institute and for preventing and detecting frauds and other irregularities; selection and application of appropriate implementation and maintenance of accounting policies; making judgments and estimates that are reasonable and prudent; and design, implementation and maintenance of adequate internal financial controls, that were operating effectively for ensuring the accuracy and completeness of the accounting records, relevant to the preparation and presentation of the financial statement that give a true and fair view and are free from material misstatement, whether due to fraud or error.

**Auditor's Responsibility for the Audit of the Financial Statements**

Our objectives are to obtain reasonable assurance about whether the financial statements are free from material misstatement, whether due to fraud or error, and to issue an auditor's report that includes our opinion. Reasonable assurance is a high level of assurance but is not a guarantee that an audit conducted in accordance with SAs will always detect a material misstatement when it exists. Misstatements can arise from fraud or error and are considered material if, individually or in the aggregate, they could reasonably be expected to influence the economic decisions of users taken on the basis of these financial statements.

**We further report that:**

- a) We have sought and obtained all the information and explanations which, to the best of our knowledge and belief, were necessary for the purpose of our audit and have found them to be satisfactory.
- b) In our opinion, proper books of account as required by law have been kept by the Institute, so far as appears from our examination of those books.
- c) the Balance Sheet and Income and Expenditure Account dealt with by this report, are in agreement with the books of accounts.

Place : Tumkur  
Date : 06/01/2022

for B.R.V. GOUD & CO.,  
Chartered Accountants  
F. R. No: 0009925

  
(A B Shiva Subramanyam)  
Partner  
Membership No: 201108



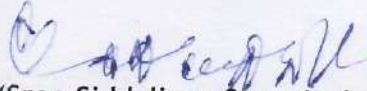
1


**SIDDAGANGA INSTITUTE OF TECHNOLOGY, TUMKUR - 572 103**  
**BALANCE SHEET AS AT 31ST MARCH 2021**

	PARTICULARS	SCH	As At 31.03.2021	As At 31.03.2020
I	<b><u>SOURCES OF FUNDS:</u></b>			
	Sree Siddaganga Education Society	A	40,03,05,640	31,36,78,715
	Government & Project Grants	B	4,01,43,519	4,61,54,780
	TEQIP Loan	C	6,49,07,400	6,49,07,400
	Current Liabilities	D	8,70,45,661	7,16,31,564
	<b>TOTAL</b>		<b>59,24,02,220</b>	<b>49,63,72,458</b>
II	<b><u>APPLICATION OF FUNDS:</u></b>			
	<b><u>FIXED ASSETS:</u></b>			
	Gross Block	E	82,96,22,238	79,34,44,468
	LESS: Depreciation Bank		64,35,48,155	58,90,03,226
	Net Block		<b>18,60,74,083</b>	<b>20,44,41,242</b>
	<b><u>CURRENT ASSETS:</u></b>			
	Investments & Deposits	F	13,27,36,737	11,87,28,115
	Loans & Advances	G	11,83,13,698	7,22,97,512
	SIT Group of Hostels		4,77,40,889	4,40,26,281
	Cash & Bank Balances	H	10,75,36,811	5,68,79,307
	<b>TOTAL</b>		<b>59,24,02,220</b>	<b>49,63,72,458</b>

As per our report of even date.,  
for B.R.V.Goud & Co.,  
Chartered Accountants


F.R.No: 000992S


  
(Sree Siddalinga Swamigalu)  
President

  
(A.B. Shiva Subramanyam)  
Partner



M.No: 201108

  
(T.K. Nanjundappa)  
Secretary

  
(Prof. S V Dinesh)  
Principal

Place : Tumkur

Date : 06/01/2022

2

**SIDDAGANGA INSTITUTE OF TECHNOLOGY, TUMKUR - 572 103**  
**INCOME AND EXPENDITURE ACCOUNT FOR THE YEAR ENDED 31st MARCH 2021**

( Amount in Rs. )

	PARTICULARS	SCH	2020-21	2019-20
<b>A</b>	<b>INCOME:</b>			
	Fee Collections	I	45,51,44,547	39,46,76,411
	Other Collections	J	9,33,39,817	9,11,09,424
	Miscellaneous Income	K	1,74,56,281	1,17,80,914
	Deferred Income	L	16,27,080	24,50,912
	Income - SIT Group of Hostels		5,52,93,766	8,89,51,904
	<b>TOTAL (A)</b>		<b>62,28,61,490</b>	<b>58,89,69,564</b>
<b>B</b>	<b>EXPENDITURE:</b>			
	Establishment Charges	M	44,76,29,272	41,54,09,800
	Office Expenses	N	9,20,196	30,83,737
	Administrative Expenses	O	1,57,73,589	3,60,30,266
	Departmental Expenses	P	76,28,473	1,69,57,683
	Other Expenses	Q	2,41,50,138	4,06,25,007
	Expenses - SIT Group of Hostels		5,03,00,956	8,43,30,648
	Depreciation-SIT	E	3,09,28,313	3,57,23,923
	Depreciation-SIT Group of Hostels		12,78,202	14,87,537
	<b>TOTAL (B)</b>		<b>57,86,09,137</b>	<b>63,36,48,600</b>
<b>C</b>	<b>Surplus/(Deficit) for the year (A-B)</b>		<b>4,42,52,353</b>	<b>(4,46,79,035)</b>

As per our report of even date.,

for B.R.V.Goud & Co.,

Chartered Accountants

F.R.No: 000992S


(A.B.Shiva Subramanyam)


Partner


M.No: 201108

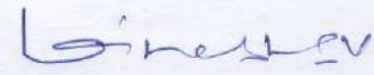
(Prof. S V Dinesh)

Principal

  
(Sree Siddalinga Swamigalu)  
President

  
(T.K.Nanjundappa)  
Secretary

  
(A.B.Shiva Subramanyam)  
Partner

  
(Prof. S V Dinesh)  
Principal

Place : Tumkur

Date : 06/01/2022

## SCHEDULES FORMING PART OF BALANCE SHEET

AS At 31ST MARCH 2021

SCH	PARTICULARS	As at 31.03.2021	As at 31.03.2020
A	<b>SREE SIDDAGANGA EDUCATION SOCIETY :</b>		
	As per previous Balance sheet	31,36,78,715	28,56,54,277
	Add: Capital Fund-SIT -MCA	33,81,604	-
	Capital Fund-SIT -MBA	1,17,13,224	-
	Receipts during the year	39,72,79,744	42,27,03,473
	Surplus/(Deficit) for the year	4,42,52,353	(4,46,79,035)
		77,03,05,640	66,36,78,715
	Less: Payments during the year	37,00,00,000	35,00,00,000
	<b>TOTAL</b>	<b>40,03,05,640</b>	<b>31,36,78,715</b>
B	<b>GOVERNMENT &amp; PROJECT GRANTS</b>		
	As per Sub-Schedule "B1"	4,01,43,519	4,61,54,780
	<b>TOTAL</b>	<b>4,01,43,519</b>	<b>4,61,54,780</b>
C	<b>TEQIP LOAN :</b>		
	As per previous Balance sheet	6,49,07,400	6,49,07,400
	<b>TOTAL</b>	<b>6,49,07,400</b>	<b>6,49,07,400</b>
D	<b>(a) CURRENT LIABILITIES :-</b>		
	SIT Canteen Deposit	2,50,000	2,50,000
	SRP Environ Systems Security Deposits	7,04,498	7,04,498
	Library & Laboratory Caution Deposit	52,95,945	49,57,445
	Club of Robotics	20,850	20,850
	F R F Contribution to Gurukula Trust	52,211	52,211
	Security Deposit - Landscape & Housekeeping	2,04,000	
	<b>Total (a)</b>	<b>65,27,504</b>	<b>59,85,004</b>
	<b>b) VTU FUNDS:</b>		
	Career Guidance Development Fund	2,85,610	2,27,070
	Cultural Activities	6,70,678	5,24,328
	Karnataka Students Welfare Fund	3,59,705	2,57,255
	Karnataka Teachers Benefit Fund	2,27,620	1,25,170
	E-Learning	27,125	93,355
	Eligibility Fee	3,71,000	4,90,500
	NF for TWF	3,48,465	2,50,815
	NSS	10,43,229	8,92,918
	University Development Fund	62,96,250	48,32,750
	Students Sports Development Fund	24,29,724	19,90,674
	Sports Fee	24,50,073	23,07,373
	Womens Cell	1,56,150	1,15,170
	E - Resources Consortium fee	58,14,861	36,41,011
	<b>Total (b)</b>	<b>2,04,80,490</b>	<b>1,57,48,389</b>
	<b>c) OTHER FUNDS &amp; DEPOSITS :</b>		
	DR M N Channabasappa Endowment & Others	94,72,601	86,15,614
	Library Book Deposit	2,51,501	2,51,501
	Temple Contribution	27,300	27,300
	Students Aid Fund	36,19,340	32,28,840
	NTSR Fund	4,25,961	3,08,873
	SSES House Building Advance (PRINCIPAL)	98,618	1,76,943
	SSES House Building Advance (Interest)	10,744	
	SSESE Cr Co- Op Society	-	6,144
	Contribution to Math Fund	2,13,729	2,46,889
	Prof T Gangadhariah Endowment Fund	10,00,000	10,00,000
	<b>Total (c)</b>	<b>1,51,19,793</b>	<b>1,38,62,104</b>



<b>d) OTHER LABILITIES:</b>			
ESI		7,440	3,119
Alumni Association		90,75,757	79,40,257
Amount to be Refunded		26,09,768	26,22,358
Cultural Activities		7,36,659	(24,952)
Departmental Association A/C		38,61,089	25,27,054
Group Savings Linked Insurance		253	35,907
Skill Development Centre		5,46,329	5,45,329
Indian Red Cross Society		19,10,250	17,05,350
Industrial Training (Civil)		30,44,278	30,79,542
Scholarship & Concessions		2,08,32,947	1,28,37,865
Spic Macay		10,26,207	9,48,067
NATA		1,47,509	1,47,509
SSET		(7,80,631)	17,19,369
VTU Funds		(1,02,969)	(3,03,963)
NTS Club		2,500	2,500
ASCE Student Group SIT Chapter		85,100	85,100
Security Deposit Icrederity Info Services Pvt Ltd		10,000	10,000
SITECH Co- Op Society Short Term Loan		(6,124)	-
Salary Recoveries		1,71,154	8,82,713
Syndicate Bank Loan		10,600	
Professional Tax		-	3,600
Contribution to S S Math dasohanidhi		78,243	78,243
Founders Birthday		7,91,458	3,85,868
Employees Contribution to PF		7,96,957	7,81,340
Flood Relief fund		14,080	14,080
Excess Paid		6,478	6,478
GST		42,541	3,332
	<b>TOTAL (d)</b>	<b>4,49,17,873</b>	<b>3,60,36,066</b>
	<b>TOTAL (a+b+c+d)</b>	<b>8,70,45,661</b>	<b>7,16,31,564</b>
<b>F</b>	<b>INVESTMENTS AND DEPOSITS:</b>		
	<b>Fixed Deposit-Karnataka Bank:</b>		
General FD		2,52,62,536	2,02,62,536
Endowment FD		71,36,159	69,41,415
Dr M N C Endowment FD		37,25,000	37,25,000
Corpus Funds		2,35,65,424	2,16,99,790
Staff Development Fund		2,35,65,425	2,16,99,791
Maintenance Fund		2,35,65,425	2,16,99,791
Depreciation Fund		2,35,65,425	2,16,99,792
Prof T Gangadharaiah Endowment FD		10,00,000	10,00,000
Accured Interest		13,51,343	-
	<b>TOTAL</b>	<b>13,27,36,737</b>	<b>11,87,28,115</b>



5

G	<b>ADVANCES &amp; DEPOSITS :</b>		
	<b>a) Advances to:-</b>		
	Departments	4,43,24,751	4,20,84,026
	Departmental Association	24,70,762	21,16,917
	TDS	3,294	95,671
	Festival Advance	(1,200)	6,60,000
	Other Deduction & Security Deposit	50,481	50,482
	Computer Society of India	1,18,114	1,19,416
	Teachers Welfare Fund	-	2,575
	Short term Loan	(4,155)	-
	Membership fee SITCCS	(2,38,710)	25,890
	Education	12,66,312	3,99,888
	VTU Exam Remuneration	(15,156)	17,307
	Siddaganga Urban Co- Op Bank Ltd	3,400	-
	<b>EMPLOYEES &amp; OTHERS :</b>		
	House Building Advances	(2,348)	96,817
	Other Advances to Staff	7,69,966	7,29,377
	Salary Advance	78,243	78,243
	Building Advance (Staff Quarters)	6,355	6,355
		<b>TOTAL (a)</b>	<b>4,88,30,109</b>

	<b>b).DEPOSITS:</b>		
	Court Deposit	25,000	9,39,800
	Gas Cylinder Deposit	1,426	1,426
	IOC Deposits	800	800
	BESCOM Deposits	26,51,636	26,51,636
	Telephone Deposit	15,650	9,150
	VSNL	1,000	1,000
	BSNL Deposit	20,000	20,000
	<b>TOTAL (b)</b>	<b>27,15,512</b>	<b>36,23,812</b>
	<b>c)FEES OUTSTANDING :</b>	6,67,68,077	2,21,90,736
	<b>TOTAL (c)</b>	<b>6,67,68,077</b>	<b>2,21,90,736</b>
	<b>TOTAL (a+b+c)</b>	<b>11,83,13,698</b>	<b>7,22,97,512</b>

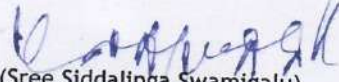
H	<b>CASH &amp; BANK BALANCES :</b>		
	Dhanalakshmi Bank	63,77,234	1,66,762
	Karnataka Bank (SB No.323)	6,03,09,390	2,94,80,592
	KARNATAKA BANK A/C NAIN Opex Fund - 110672	18,240	17,736
	KARNATAKA BANK DR MNC ENDOWMENT A/C 10936701	3,04,677	3,25,906
	Karnataka Bank (AICTE A/c No.7508)	28,83,514	18,52,343
	State Bank of India	80,60,725	31,71,917
	KCTU karnataka Bank - Chemical 112327	84,141	81,815
	Karnataka Bank- BISEP A/c No. 112285	(38,796)	(24,743)
	Karnataka Bank- NAIN A/c No.110575	4,64,204	4,08,444
	Karnataka Bank BTFS 109618	4,198	4,083
	KARNATAKA BANK - Nano Mission - DST A/c No 110601	6,85,710	6,66,695
	UCO Bank	1,84,67,708	1,00,70,487
	Karnataka Bank COE (SB No. 954001)	3,15,438	3,06,692
	Karnataka Bank TEQIP-II A/c -109371	11,508	11,190
	Karnataka Bank VGST - Phy 109968	-	1,21,936
	KARNATAKA BANK - DRPO PI - 107120	98	98
	KBL Smarts -111555	7,78,571	7,65,627
	Karnataka Bank VGST - CHE A/c No111114	17,074	16,602
	Karnataka Bank VGST - CHE A/c No11113	-	10,79,443
	Karnataka Bank SIT Incubation - 114088	1,719	-
	Karnataka Bank VGST - PI Dr Prasanna BT 114414	12,52,435	-
	Karnataka Bank VGST - PHY -112319	10,57,672	56,078
	Karnataka Bank VGST MED - 112376	-	-
	Karnataka Bank KCTU NANO - 112328	85,030	82,680
	Karnataka Bank 113125 DRDO ERIP Pi Kishore MED	5,14,129	13,43,612
	Karnataka Bank Principal DRDO PI NRS	1,196	1,164
	Karnataka Bank VGST PI Dr K G Nithesh 11337901	59,731	99,706



Karnataka Bank VGST PI Dr Nandeesh Civil 113217	2,58,461	10,07,713
Karnataka Bank VGST PI K B Roopa Biotech 113380	7,69,751	10,07,130
Cash in Hand	2,88,876	8,751
Karnataka Bank DST SSTP PI Uday Kumar 112765	66,424	36,40,956
Karnataka Bank PI HKE Latha 112598	10,56,941	55,690
Karnataka Bank VGST PI R Suresh 112597	5,25,063	10,52,201
Karnataka Bank -104222	8,23,208	-
Karnataka Bank -- A/c No 10533	20,32,542	-
<b>TOTAL</b>	<b>10,75,36,811</b>	<b>5,68,79,307</b>


6


As per our report of even date.,  
for B.R.V.Goud & Co.,  
Chartered Accountants  
F.R.No: 0009925

  
(Sree Siddalinga Swamigalu)  
President

  
(T.K.Nanjundappa)  
Secretary



  
(A.B. Shiva Subramanyam)  
Partner  
M.No: 201108

  
(Prof. S V Dinesh)  
Principal

Place : Tumkur  
Date : 06/01/2022

**SIDDAGGANGA INSTITUTE OF TECHNOLOGY, TUMKUR-572 103**  
**SCHEDULES FORMING PART OF INCOME AND EXPENDITURE ACCOUNT**  
**FOR THE YEAR ENDED 31ST MARCH 2021**

7

PARTICULARS		2020-21	2019-20
<b>I</b>	<b>FEES COLLECTIONS :-</b>		
	Admission Fees	5,21,700	5,39,700
	Application Fees	6,84,400	5,06,010
	SIT Autonomous Exam Fees	1,23,25,105	1,41,20,700
	Gymnasium Fees	60,750	2,13,000
	Magazine	5,94,780	5,56,050
	Sports Fees	19,65,500	20,71,323
	Tuition Fees	43,89,92,312	37,66,69,628
	<b>TOTAL</b>	<b>45,51,44,547</b>	<b>39,46,76,411</b>
<b>J</b>	<b>OTHER COLLECTIONS :-</b>		
	Blue Book	23,44,800	22,24,800
	Departmental Testing Charges	22,42,686	11,66,017
	Development Fee	1,43,36,045	1,11,24,000
	Fee Compensation	-	2,84,600
	Identity Cards	41,612	65,587
	Internet Fee	58,62,500	55,60,500
	ISTE	2,63,140	(1,97,126)
	Laboratory Fee	82,70,665	75,82,000
	Library Book Bank	40,82,500	37,92,000
	Library RR	20,37,036	20,05,364
	Medical Examination Fee	15,40,800	14,84,700
	NASA	1,96,748	2,24,000
	Registration Fee	21,42,900	15,79,600
	Subject Regn. Fee	46,53,470	1,06,60,497
	Training & Placement	1,47,548	66,55,067
	Certificate court Fee	42,000	-
	Library Computers and Learning Materials MBA	20,77,000	-
	Siddaganga TBI Incubation services Charges	1,90,000	-
	Uniform to Students	11,40,000	-
	Welfare Activities	3,65,000	-
	Bioinformatics Internship	33,000	-
	Books & Course Material (MBA)	11,17,487	-
	Eco Club	15,200	-
	German Class	-	45,000
	R & D Institution Overhead	6,33,750	4,92,208
	Professional Development Programme	98,50,840	92,67,500
	Student Amenities & General Amenities (campus upkeeping)	2,07,91,010	1,99,89,820
	Industry Institution Interaction	89,22,080	71,03,290
	<b>TOTAL</b>	<b>9,33,39,817</b>	<b>9,11,09,424</b>
<b>K</b>	<b>MISCELLANEOUS INCOME :-</b>		
	Interest on Fixed Deposit	94,46,934	71,32,344
	Amounts written back	46,59,970	-
	Bank Interest	23,72,770	26,30,058
	Other Income	9,62,119	20,03,662
	Miscellaneous	14,488	14,850
	<b>TOTAL</b>	<b>1,74,56,281</b>	<b>1,17,80,914</b>

<b>L</b>	<b><u>DEFERRED INCOME</u></b>		
	AICTE Grants	1,20,424	1,41,675
	TEQIP Grants	3,03,501	3,57,071
	VTU Grants	42,661	50,189
	BT FINISHING SCHOOL Grants	66,696	78,981
	TEQIP PHASE II	5,81,533	9,69,222
	COE Grants	5,12,265	8,53,774
	<b>TOTAL</b>	<b>16,27,080</b>	<b>24,50,912</b>
<b>M</b>	<b><u>ESTABLISHMENT CHARGES :-</u></b>		
	Salaries to Staff	40,49,11,165	37,78,83,742
	Management Contribution to PF	1,00,81,015	1,03,56,615
	Leave Encashment	1,12,53,010	1,21,25,723
	Uniform to Staff	82,565	93,515
	PF Administrative Charges	8,76,995	8,66,172
	ESI Employers' Contribution	46,458	1,71,345
	Staff Gratuity	1,77,03,918	1,17,21,204
	Research Assistant	26,74,146	21,91,484
	<b>TOTAL</b>	<b>44,76,29,272</b>	<b>41,54,09,800</b>
<b>N</b>	<b><u>OFFICE EXPENSES :-</u></b>		
	Office Contingency	1,68,694	3,97,435
	Postage	1,08,728	1,21,521
	Telephone charges	2,06,086	1,83,168
	Mediclaime Insurance	(6,04,857)	4,92,350
	Printing & Stationery	7,91,048	7,45,810
	Travelling Expenses	2,50,497	11,43,453
	<b>TOTAL</b>	<b>9,20,196</b>	<b>30,83,737</b>
<b>O</b>	<b><u>ADMINISTRATIVE EXPENSES :-</u></b>		
	Advertisement Charges	21,21,452	25,86,168
	Audit Fees	1,38,570	74,340
	Building Maintenance	27,50,822	99,03,634
	Car Maintenance	1,22,844	1,18,458
	Bank Charges	45,312	1,19,060
	Award to Teachers	-	15,24,992
	Cash Award to Students	-	2,39,112
	Education Fair	1,03,356	8,47,531
	Electricity Charges	58,21,180	65,84,965
	EPABX Maintenance	5,522	1,24,884
	Exam Remuneration	32,75,220	1,13,23,150
	Guruvandana Expenses	-	11,550
	Generator Maintenance	2,31,737	13,77,328
	House Rent	5,81,262	3,74,586
	Insurance on Equipments	4,82,960	2,61,399
	Land Scape Maintenance	44,202	4,04,812
	Vehicle Hire Charges	49,150	1,54,297
	<b>TOTAL</b>	<b>1,57,73,589</b>	<b>3,60,30,266</b>

P	DEPARTMENTAL EXPENSES (Recurring) :-		
	Architecture	50,931	1,83,816
	Bio-Tech. Dept. (R) R & D	3,10,718	1,70,448
	Bio-Technology	-	3,92,159
	Chemical Engineering	9,21,418	8,94,010
	Chemical Engineering Dept. ( R ) R & D	-	20,277
	Chemistry	81,713	1,79,447
	Chemistry Dept. R & D	16,995	73,784
	Civil Engineering	2,47,878	6,89,539
	Civil Engineering Dept. R & D	19,330	1,01,022
	Computer Science	3,69,340	6,02,826
	Construction & Maintenance ( R )	-	37,892
	Electrical Engineering	2,13,826	3,22,868
	Electrical Engineering ( R ) R & D	-	15,931
	Electronic & Communication	-	2,92,741
	Electronics Engineering Dept. ( R )	2,21,311	7,36,197
	Industrial Engineering & Management	45,923	80,824
	Information Science	48,627	1,99,146
	Instrumentation Technology	2,57,792	4,47,968
	Instrumentation Technology ( R ) R & D	26,549	70,369
	Library	7,62,275	1,27,107
	MBA	8,93,414	-
	MCA	1,41,648	-
	Mathematics	35,040	46,025
	Mechanical Engineering	3,00,426	6,62,543
	Mechanical Engineering Dept. R & D	32,108	26,719
	NANO ( R )	59,589	54,273
	Organic Waste Converter	10,24,950	11,42,401
	Physics	1,77,956	58,957
	Physics Dept. (R) R & D	1,22,007	67,570
	Sports	4,66,555	14,30,971
	Waste Water Recycling Plant	2,77,930	6,64,957
	Telecommunication Engg	2,30,627	6,67,893
	Health Centre	5,95,771	8,70,445
	Reverse Osmosis plant	1,14,637	4,40,734
	SIT Exam Centre	4,50,809	28,67,778
	Seminar & Symposium	(11,37,748)	12,63,345
	CET	65,000	48,000
	Training & Placement	1,83,128	10,06,701
	<b>TOTAL</b>	<b>76,28,473</b>	<b>1,69,57,683</b>



::4::

Q OTHER EXPENSES :-		
AICTE ( R)	1,00,000	1,00,000
Accreditation A/c	-	10,62,035
Internet Charges	30,24,227	28,22,942
Affiliation (VTU)	10,67,000	7,22,012
Court Fee	2,10,000	68,700
Comed-K / Other Exams	23,160	(13,228)
Dissertation Allowance	93,693	61,201
Exhibition Expenses	2,28,701	71,560
Graduation Day Expenses	(10,94,685)	7,47,716
Travelling Expenses	4,546	19,952
ISO Processing Expenses	26,295	2,77,190
NCC	54,084	1,08,606
Refreshment Charges	3,01,529	5,26,086
K.U.P.E.C.A	10,000	10,000
IEEE	-	8,600
Incubation Center	2,36,313	3,01,624
Industry Institution Interaction	-	1,67,936
Professional Development Programme	20,57,404	60,81,074
Student Amenities General Amenities (campus upkeeping)	1,77,53,931	2,74,00,338
Rural Development Programme	53,940	80,663
<b>TOTAL</b>	<b>2,41,50,138</b>	<b>4,06,25,007</b>

As per our report of even date.,

for B.R.V.Goud &amp; Co.,

Chartered Accountants

F.R.No: 000992S

(A.B.Shiva Subramanyam)

Partner

M.No: 201108

L. Dinesh

(Prof. S V Dinesh)

Principal

*(Sree Siddalinga Swamigalu)*  
President

*(T.K.Nanjundappa)*  
Secretary

Place : Tumkur

Date : 06/01/2022

SIDDAGANGA INSTITUTE OF TECHNOLOGY, TUMKUR - 572 103

Fixed Deposit as at 31st march 2021

Schedule F

Sl. No.	Name of the Bank	Certificates Nos	Date of Deposit	Face Value	Rate of INT	Maturity Date	Interest	Maturity Value
1	Karnataka Bank Ltd.	7681500208150501	30-03-2021	2,35,65,424	7.20		10,33,458	-
2	Karnataka Bank Ltd.	7681500208150601	30-03-2021	2,35,65,425	7.20		10,34,793	-
3	Karnataka Bank Ltd.	7681500208150701	30-03-2021	2,35,65,425	7.20		10,34,793	-
4	Karnataka Bank Ltd.	7681500208150801	30-03-2021	2,35,65,425	7.20		10,34,793	-
5	Karnataka Bank Ltd.	7681500101620601	29-08-2016	4,50,000	7.25	29-08-2021	32,626	-
6	Karnataka Bank Ltd.	7681500208076701	12-09-2020	59,008	7.25	06-12-2021	2,608	63,042
7	Karnataka Bank Ltd.	7681500208045801	12-09-2020	59,004	7.25	06-12-2021	2,607	63,038
8	Karnataka Bank Ltd.	7681500208045901	12-09-2020	59,006	7.25	06-12-2021	2,608	63,040
9	Karnataka Bank Ltd.	7681500208050201	12-09-2020	59,007	7.25	06-12-2021	3,627	63,041
10	Karnataka Bank Ltd.	7681500208050401	12-09-2020	59,006	7.25	06-12-2021	3,627	63,040
11	Karnataka Bank Ltd.	7681500208037001	12-09-2020	1,18,015	7.25	06-12-2021	7,253	1,26,084
12	Karnataka Bank Ltd.	7681500208102901	29-09-2016	50,000	7.25	29-09-2021	4,668	71,613
13	Karnataka Bank Ltd.	7681500208074301	28-11-2017	1,00,000	6.50	28-11-2022	7,623	1,38,042
14	Karnataka Bank Ltd.	7681500101673801	02-11-2020	9,00,000	7.25	02-11-2022	59,200	
15	Karnataka Bank Ltd.	7681500208073201	28-11-2017	50,000	6.50	28-11-2022	3,811	69,021



16	Karnataka Bank Ltd.	7681500208073101	28-11-2017	1,00,000	6.50	28-11-2022	7,623	1,38,042
17	Karnataka Bank Ltd.	7681500208150901	19-03-2018	1,60,000	6.50	19-03-2023	12,025	2,20,867
18	Karnataka Bank Ltd.	7681500101621201	10-10-2016	1,00,000	7.15	10-10-2021	9,157	1,42,524
19	Karnataka Bank Ltd.	7681500208106701	30-12-2016	50,000	7.00	30-12-2021	4,398	70,739
20	Karnataka Bank Ltd.	7681500101623201	24-02-2017	30,000	6.50	24-02-2022	1,951	
21	Karnataka Bank Ltd.	7681500101623901	21-03-2017	43,000	6.50	21-03-2022	2,795	
22	Karnataka Bank Ltd.	7681500101626001	13-08-2017	50,000	6.50	13-08-2022	3,250	
23	Karnataka Bank Ltd.	7681500101626101	25-08-2017	50,000	6.50	25-08-2022	3,250	
24	Karnataka Bank Ltd.	7681500101675801	29-12-2018	1,50,000	7.50	29-12-2020	10,407	
25	Karnataka Bank Ltd.	7681500208097201	27-03-2019	50,000	7.50	27-03-2021	4,101	58,010
26	Karnataka Bank Ltd.	7681500101643501	17-04-2015	25,000	8.50	17-04-2020	100	
27	Karnataka Bank Ltd.	7681500101649201	17-12-2015	1,00,000	7.50	17-12-2020	5,342	
28	Karnataka Bank Ltd.	7681500101675701	29-12-2018	1,00,000	7.50	29-12-2020	6,937	
29	Karnataka Bank Ltd.	7681500101675201	15-12-2018	5,00,000	7.40	15-12-2020	33,923	
30	Karnataka Bank Ltd.	7681500101617301	17-04-2017	1,00,00,000	6.75	17-04-2019	7,50,000	
31	Karnataka Bank Ltd.	7681500208168301	29-03-2019	50,000	7.50	29-03-2021	4,124	58,011
32	Karnataka Bank Ltd.	7681500208168401	29-03-2019	50,000	7.50	29-03-2021	4,124	58,011
33	Karnataka Bank Ltd.	7681500208157801	20-12-2019	53,500	7.30	11-03-2021	3,741	58,121
34	Karnataka Bank Ltd.	7681500101673601	31-10-2020	37,25,000	7.40	31-10-2022	2,44,609	
35	Karnataka Bank Ltd.	7681500101682901	11-07-2019	10,00,000	7.20	11-07-2021	72,000	
36	Karnataka Bank Ltd.	7681500208137101	10-01-2020	31,69,649	65.50	10-01-2022	1,94,761	33,41,009
37	Karnataka Bank Ltd.	7681500208198101	31-03-2020	2,54,500	6.25	31-03-2022	16,278	2,88,108
38	Karnataka Bank Ltd.	7681500101682201	27-06-2019	50,000	7.20	27-06-2021	3,600	
39	Karnataka Bank Ltd.	7681500101675901	29-12-2018	50,000	7.50	29-12-2020	3,470	
40	Karnataka Bank Ltd.	7681500101705301	09-02-2021	50,00,000	5.20	11-05-2021	-	
41	Karnataka Bank Ltd.	7681500101646401	22-08-2015	50,000	8.00	28-08-2020	1,570	



42	Karnataka Bank Ltd.	7681500208215601	21-12-2020	50,000	5.30	21-12-2022	734	55,552
43	Karnataka Bank Ltd.	7681500208181101	17-09-2019	50,000	6.90	17-09-2021	3,659	57,331
44	Karnataka Bank Ltd.	7681500208102801	29-09-2016	50,000	7.25	29-09-2021	4,668	71,613
45	Karnataka Bank Ltd.	7681500101625701	03-08-2017	50,000	6.50	03-08-2022	3,249	
45	Karnataka Bank Ltd.	7681500101705401	30-08-2021	1,00,00,000				
Grand Total				13,13,85,394			56,83,941	

As per our report of even date.,  
for B.R.V.Goud & Co.,

Chartered Accountants

F.R.No: 0009925



(A.B.Shiva Subramanyam)

Partner

M.No: 201108

*Signature*

(Prof. S V Dinesh)

Principal

*Signature*  
(Sree Siddalinga Swamigalu)  
President

*Signature*  
(T.K.Nanjundappa)  
Secretary

Place : Tumkur

Date : 06/01/2022

SIDDAGANGA INSTITUTE OF TECHNOLOGY, TUMKUR - 572 10  
FIXED ASSETS AS ON 31.03.2021

SCHEDULE - E

PARTICULARS	Rate %	GROSS BLOCK			DEPRECIATION BLOCK			NET BLOCK		
		As on 01.04.2020	Additions for the year Before Sep	Additions for the year After Sep	Deletion for the Year	As on 31.03.2021	As on 01.04.2020	Depreciation for the year	As on 31.03.2021	As on 31.03.2020
I.ASSETS (GENERAL)										
Ambulance	15	3,74,100	-	-	-	3,74,100	3,53,185	3,137	3,56,323	20,914.66
Architecture Dept.	15	51,48,149	-	-	-	51,48,149	36,69,743	2,21,761	38,91,504	14,78,405.87
Biotech	15	45,28,285	9,600	6,300	-	45,44,185	32,56,156	1,92,732	34,48,888	12,72,128.83
Bore well A/c	15	9,13,119	-	-	-	9,13,119	7,42,641	25,572	7,68,212	1,70,478.29
Building A/C	10	19,95,68,879	20,64,693	4,32,752	-	20,20,66,324	11,18,12,413	90,03,754	12,08,16,166	8,77,56,466.08
Canteen Equipments	15	6,38,153	-	-	-	6,38,153	5,41,620	14,480	5,56,100	96,532.85
Chemical Engineering Dept.	15	1,39,63,502	23,893	83,657	-	1,40,71,052	78,84,304	9,21,738	88,06,042	60,79,197.95
Continuum Education Centre	15	66,27,999	-	-	-	66,27,999	53,72,005	1,95,899	55,17,904	13,05,993.69
Chemistry Dept.	15	56,52,329	-	-	-	56,52,329	41,76,887	2,21,316	43,98,203	14,75,441.93
Chemistry Dept. R & D	15	21,58,883	-	-	-	21,58,883	10,34,398	1,68,673	12,03,070	11,24,485.50
Civil Engg. Dept	15	3,04,20,439	2,640	41,962	-	3,04,65,041	2,06,15,154	14,74,336	2,20,89,490	98,05,285.04
Cycle Stand	5	1,91,027	-	-	-	1,91,027	97,868	4,658	1,02,526	93,159.09
Diesel Generator	15	48,97,729	-	-	-	48,97,729	44,28,298	70,415	44,98,713	4,69,430.72
Electrical Engg. Dept.	15	2,37,56,156	40,999	-	-	2,37,97,155	2,20,01,038	2,69,418	2,22,70,455	17,55,118.13
Electronics Dept. R & D	15	3,16,950	-	-	-	3,16,950	2,29,458	13,124	2,42,582	87,498.02
Electronics Engg.	15	1,89,54,579	-	8,46,474	-	1,98,01,053	1,31,53,110	9,33,706	1,40,86,816	58,01,468.21
EPABX	10	11,46,885	-	-	-	11,46,885	10,37,639	16,387	10,54,026	1,09,245.61
Furniture & Fixture	15	4,18,28,033	-	-	-	4,18,28,033	3,34,20,408	8,40,762	3,42,61,170	84,07,624.62
Gymnasium	15	40,62,266	-	-	-	40,62,266	35,50,356	76,786	36,27,143	5,11,909.62
Health Centre	15	3,51,018	-	-	-	3,51,018	2,99,004	7,802	3,06,806	52,013.73
Industrial Engg & Management	15	36,94,167	9,090	-	-	37,03,257	27,10,543	1,48,907	28,59,450	9,83,623.60
Information Science	15	38,61,438	8,319	-	-	38,69,757	24,95,559	2,06,130	27,01,689	11,68,068
Instrumentation Technology	15	1,25,31,401	-	-	-	1,25,31,401	83,04,054	6,34,102	89,38,156	42,27,347.00
Innovative & product Development	15	13,42,363	-	-	-	13,42,363	8,50,636	73,759	9,24,395	4,91,726.85
Nano-Tech	15	4,57,28,304	-	-	-	4,57,28,304	3,01,24,437	23,40,580	3,24,65,017	1,56,03,867.09
Toyota Corolla	15	18,59,870	-	-	-	18,59,870	13,38,765	78,166	14,16,930	5,21,105.45
Bio tech dept. (capital)	15	2,40,247	-	-	-	2,40,247	42,424	29,673	4,42,940	1,97,823.16
Instrumentation Technology Dept. (capital)	15	1,35,642	-	-	-	1,35,642	79,971	8,351	1,68,150	55,671.20
Internet	15	1,67,45,214	-	-	-	1,67,45,214	98,98,359	10,27,028	1,09,25,387	68,46,854.71
<b>TOTAL (A)</b>		<b>45,16,37,123</b>	<b>21,59,234</b>	<b>14,11,145</b>	<b>-</b>	<b>45,52,07,502</b>	<b>29,34,70,433</b>	<b>1,92,23,151</b>	<b>31,26,93,584</b>	<b>15,81,66,690</b>

Cont....2



15

PARTICULARS	Rate %	GROSS BLOCK					DEPRECIATION BLOCK				NET BLOCK	
		As on 01.04.2020	Additions for the year Before Sep	Additions for the year After Sep	Deletion for the Year	As on 31.03.2021	As on 01.04.2020	Depreciation for the year	As on 31.03.2021	As on 31.03.2021	As on 31.03.2021	As on 31.03.2020
Library	15	2,33,53,941	6,493	54,089	-	2,34,14,523	1,88,48,474	6,80,851	1,95,29,325	38,85,199	45,05,467.23	
Mechanical Engineering	15	2,43,73,759	17,34,000	-	-	2,61,07,759	1,89,53,772	10,73,098	2,00,26,870	60,80,889	54,19,987.09	
Mathematics	15	7,77,634	-	-	-	7,77,634	3,62,220	62,312	4,24,532	3,53,103	4,15,414.74	
Mathematics Comp.	40	3,47,751	-	-	-	3,47,751	2,35,748	44,801	2,80,549	67,202	1,12,003.29	
NTTF	15	19,17,089	-	-	-	19,17,089	16,66,749	37,551	17,04,300	2,12,789	2,50,339.66	
Office Capital	15	10,35,036	19,000	97,203	-	11,51,239	8,01,829	45,121	26,66,146	3,04,289	2,33,207.02	
Architecture Comp.	40	29,10,647	-	-	-	29,10,647	25,03,145	1,63,001	6,34,001	2,44,501	4,07,501.72	
Biotech Computers	40	6,46,470	-	-	-	6,46,470	6,25,688	8,313	69,99,425	12,469	20,781.78	
Computer Science Eng. Computers cap	40	85,23,221	-	-	-	85,23,221	59,83,561	18,119	21,08,777	15,23,796	25,39,660.48	
Civil Eng Computers	40	21,35,955	-	-	-	21,35,955	20,90,658	1,20,339	26,12,467	1,80,508	3,00,846.42	
Instrumentation Technology Comp	40	27,92,975	-	-	-	27,92,975	32,97,446	2,69,636	35,67,083	4,04,454	6,74,090.72	
Info Science Computers	40	39,71,537	-	-	-	39,71,537	5,69,59,647	10,21,047	5,79,80,694	15,77,081	14,22,096.50	
Computer Science & Engg Dept.	40	5,83,81,743	10,85,010	91,022	-	5,95,57,775	24,59,231	18,722	24,77,953	28,083	46,805.01	
Office Computers	40	25,06,036	-	-	-	25,06,036	6,36,652	93,795	7,30,447	1,40,693	2,34,487.78	
Chemical Engineering Comp.	40	8,71,140	-	-	-	8,71,140	29,18,744	46,657	29,65,402	1,16,643.54	1,16,643.54	
Electrical Engg. Dept. Comp.	40	30,35,388	-	-	-	30,35,388	35,00,018	85,573	35,85,591	1,28,359	2,13,931.75	
Electronics Engg. Comp.	40	37,13,950	-	-	-	37,13,950	13,55,887	10,126	13,66,014	15,189	25,315.53	
Industrial Engg & Management Comp	40	13,81,203	-	-	-	13,81,203	10,35,184	2,121	10,37,305	3,182	5,302.66	
Library Comp.	40	10,40,487	-	-	-	10,40,487	48,10,031	5,37,010	53,47,041	8,05,514	13,42,524.00	
Mechanical Engineering Comp.	40	61,52,555	-	-	-	61,52,555	29,22,622	4,67,671	33,90,293	7,01,507	11,69,178.49	
Telecommunication Engg Comp.	40	40,91,800	-	-	-	40,91,800	32,64,565	2,01,018	34,65,582	3,01,527	5,02,544.40	
Training & Placement Comp.	40	37,67,109	-	-	-	37,67,109	8,62,492	3,80,290	12,42,781	12,34,228	2,86,931.34	
SIT Exam Center Comp.	40	11,49,423	-	13,27,586	-	24,77,009	12,05,488	1,58,149	13,63,637	8,96,177	10,54,325.70	
Physics Dept.	15	22,59,814	-	-	-	22,59,814	4,21,697	1,43,173	5,64,869	8,84,878	8,80,919.23	
Physics Dept. (Cap) R&D	15	13,02,616	-	1,47,131	-	14,49,747	6,81,499	6,453	6,87,951	36,564	43,016.84	
Water Cooler	15	7,24,515	-	-	-	7,24,515	7,05,759	15,640	7,21,399	88,626	1,04,266.12	
Solar Light	15	8,10,025	-	-	-	8,10,025	14,87,065	1,71,845	16,58,909	9,73,786	8,87,353.08	
SIT Exam Center	15	23,74,418	2,58,277	-	-	26,32,695	12,53,184	1,03,946	13,57,130	5,89,027	6,92,973.44	
Sports Capital	15	19,46,157	-	-	-	19,46,157	61,19,677	5,83,179	67,02,855	33,45,159	35,92,137.69	
Telecommunication Engg	15	97,11,814	2,55,240	80,960	-	1,00,48,014	24,31,976	55,080	24,87,056	3,12,121	3,67,201.58	
Training & Placement	15	27,99,177	-	-	-	27,99,177	34,60,560	1,58,819	36,19,379	8,99,975	10,58,793.59	
Reverse Osmosis Plant	15	45,19,353	-	-	-	45,19,353	11,99,645	32,610	12,32,255	1,84,790	2,17,399.95	
Organic Waste Converter	15	14,17,045	-	-	-	14,17,045	31,718	817	32,535	1,225	2,041.80	
Physics Computer (Cap)	40	33,760	-	-	-	33,760	4,43,874	24,075	4,67,949	36,113	60,187.79	
Robotics Lab (Cap)	40	5,04,062	-	-	-	5,04,062	73,489	17,456	90,945	1,07,050	1,08,235.53	
Electrical Engineering (Cap) R & D	15	1,81,725	16,270	-	-	1,97,995	31,593	8,648	40,242	70,778	35,884.55	
Civil Engineering Dept (Cap) R & D	15	67,478	43,542	-	-	1,11,020	5,759	10,653	16,412	60,368	71,021.50	
Computer Science & Engg (Cap) R & D	15	76,780	-	-	-	76,780	3,33,750	6,17,438	9,51,188	34,98,813	41,16,250.00	
Incubation Center (Cap)	15	44,50,000	-	-	-	44,50,000	15,84,73,222	85,11,015	16,69,84,237	3,02,87,175	3,35,82,367	
TOTAL (B)		19,20,55,589	33,58,020	18,57,803	-	19,72,71,412	45,19,43,655	2,77,34,165	47,96,77,821	17,28,01,094	19,17,49,057	
GRAND TOTAL (I)		64,36,92,713	55,17,254	32,68,948	-	65,24,78,915						



Cont...3

PARTICULARS	Rate %	GROSS BLOCK					DEPRECIATION BLOCK			NET BLOCK				
		As on 01.04.2020	Additions for the year Before Sep	Additions for the year After Sep	Deletion for the Year	As on 31.03.2021	As on 01.04.2020	Depreciation for the year	As on 31.03.2021	As on 31.03.2021	As on 31.03.2020			
II.ASSETS (AICTE):														
Electrical	15	8,43,869	-	-	-	8,43,869	-	-	-	8,24,183	3,474	8,24,183	19,686	23,159.97
Electronics Dept.	15	12,71,645	-	-	-	12,71,645	-	-	-	12,20,756	7,633	12,28,389	43,256	50,889.17
Computer Science Dept.	15	30,28,234	-	-	-	30,28,234	-	-	-	29,39,377	13,329	29,52,705	75,529	88,857.33
Chemical Engg Dept.	15	39,36,808	-	-	-	39,36,808	-	-	-	36,27,151	46,449	36,73,600	2,63,208	3,09,657.05
Mechanical Dept.	15	12,53,515	-	-	-	12,53,515	-	-	-	12,08,443	6,761	12,15,204	38,311	45,071.66
Civil Engg Dept.	15	5,02,652	-	-	-	5,02,652	-	-	-	4,92,363	1,543	4,93,906	8,746	10,288.99
Library	15	5,33,000	-	-	-	5,33,000	-	-	-	5,20,556	1,867	5,22,423	10,577	12,444.07
Instrumentation Tech.	15	5,15,594	-	-	-	5,15,594	-	-	-	4,10,244	15,802	4,26,047	89,547	1,05,349.58
Information Science & Engg.	15	6,78,300	-	-	-	6,78,300	-	-	-	5,21,194	23,566	5,44,760	1,33,540	1,57,105.77
TOTAL (II)		1,25,63,617	-	-	-	1,25,63,617	-	-	-	1,17,60,793	1,20,424	1,18,81,217	6,82,400	8,02,824

PARTICULARS	Rate %	GROSS BLOCK					DEPRECIATION BLOCK			NET BLOCK				
		As on 01.04.2020	Additions for the year Before Sep	Additions for the year After Sep	Deletion for the Year	As on 31.03.2021	As on 01.04.2020	Depreciation for the year	As on 31.03.2021	As on 31.03.2021	As on 31.03.2020			
III.ASSETS (TEQIP):														
Books	15	1,26,91,174	-	-	-	1,26,91,174	-	-	-	1,14,49,323	1,86,278	1,16,35,601	10,55,573	12,41,850.76
Civil Works	15	3,09,08,621	-	-	-	3,09,08,621	-	-	-	2,72,22,650	5,52,896	2,77,75,546	31,33,075	36,85,970.67
Computers	40	2,57,31,621	-	-	-	2,57,31,621	-	-	-	2,57,31,385	94	2,57,31,479	142	236.14
Equipments	15	3,21,84,092	-	-	-	3,21,84,092	-	-	-	2,87,87,039	5,09,558	2,92,96,597	28,87,495	33,97,053.13
Furniture	15	10,11,764	-	-	-	10,11,764	-	-	-	9,06,681	15,762	9,22,444	89,320	1,05,082.51
TOTAL (III)		10,25,27,272	-	-	-	10,25,27,272	-	-	-	9,40,97,079	12,64,588	9,53,61,667	71,65,605	84,30,193

PARTICULARS	Rate %	GROSS BLOCK					DEPRECIATION BLOCK			NET BLOCK				
		As on 01.04.2020	Additions for the year Before Sep	Additions for the year After Sep	Deletion for the Year	As on 31.03.2021	As on 01.04.2020	Depreciation for the year	As on 31.03.2021	As on 31.03.2021	As on 31.03.2020			
IV.ASSETS (VTU):														
Equipments	15	12,27,918	-	-	-	12,27,918	-	-	-	9,43,511	42,661	9,86,172	2,41,746	2,84,406.62
TOTAL (IV)		12,27,918	-	-	-	12,27,918	-	-	-	9,43,511	42,661	9,86,172	2,41,746	2,84,407

PARTICULARS	Rate %	GROSS BLOCK					DEPRECIATION BLOCK			NET BLOCK				
		As on 01.04.2020	Additions for the year Before Sep	Additions for the year After Sep	Deletion for the Year	As on 31.03.2021	As on 01.04.2020	Depreciation for the year	As on 31.03.2021	As on 31.03.2021	As on 31.03.2020			
V.ASSETS (BT Finishing School):														
Computers & Software's	40	29,67,470	-	-	-	29,67,470	-	-	-	29,64,845	1,050	29,65,895	1,575	2,625.43
Equipments	15	18,89,500	-	-	-	18,89,500	-	-	-	14,51,860	65,646	15,17,506	3,71,994	4,37,640.22
TOTAL (V)		48,56,970	-	-	-	48,56,970	-	-	-	44,16,704	66,696	44,83,401	3,73,569	4,40,266

Contd...4



PARTICULARS	Rate %	GROSS BLOCK				DEPRECIATION BLOCK				NET BLOCK	
		As on 01.04.2020	Additions for the year Before Sep	Additions for the year After Sep	Deletion for the Year	As on 31.03.2021	As on 01.04.2020	Depreciation for the year	As on 31.03.2021	As on 31.03.2021	As on 31.03.2020
<b>VI.ASSETS(TEQIP PHASE II):</b>											
Books, library & Software	40	1,54,42,659	-	-	-	1,54,42,659	1,39,88,826	5,81,533	1,45,70,359	8,72,300	14,53,832.73
<b>TOTAL (VI)</b>		<b>1,54,42,659</b>	<b>-</b>	<b>-</b>	<b>-</b>	<b>1,54,42,659</b>	<b>1,39,88,826</b>	<b>5,81,533</b>	<b>1,45,70,359</b>	<b>8,72,300</b>	<b>14,53,833</b>
<b>VII.ASSET(COE)</b>											
Software	40	52,65,532	-	-	-	52,65,532	49,17,278	1,39,301	50,56,579	2,08,953	3,48,252.51
Equipment & books	40	78,67,786	-	-	-	78,67,786	69,35,376	3,72,964	73,08,339	5,59,447	9,32,409.62
<b>TOTAL (VII)</b>		<b>1,31,33,318</b>	<b>-</b>	<b>-</b>	<b>-</b>	<b>1,31,33,318</b>	<b>1,18,52,655</b>	<b>5,12,265</b>	<b>1,23,64,919</b>	<b>7,68,399</b>	<b>12,80,662</b>

PARTICULARS	Rate %	GROSS BLOCK				DEPRECIATION BLOCK				NET BLOCK	
		As on 01.04.2020	Additions for the year Before Sep	Additions for the year After Sep	Deletion for the Year	As on 31.03.2021	As on 01.04.2020	Depreciation for the year	As on 31.03.2021	As on 31.03.2021	As on 31.03.2020
<b>Furnitures &amp; Fixtures</b>											
Library	10	3,24,588	-	-	-	3,24,588	2,32,915	9,167	2,42,081	82,507	91,673
Computers	15	17,778	-	-	-	17,778	14,350	514	14,863	3,429	3,429
Departmental Capital	15	45,30,529	-	-	-	45,30,529	35,89,980	1,41,082	37,31,061	7,99,468	9,40,549
Computers	40	11,42,248	-	-	-	11,42,248	8,50,115	1,16,853	9,66,967	1,75,281	2,92,134
<b>TOTAL (VIII)</b>		<b>60,15,143</b>	<b>-</b>	<b>-</b>	<b>-</b>	<b>60,15,143</b>	<b>46,87,360</b>	<b>2,67,618</b>	<b>49,54,974</b>	<b>10,60,169</b>	<b>13,27,785</b>
<b>Furniture's &amp; Fixtures.</b>											
Library	10	55,50,977	-	-	-	55,50,977	47,21,148	82,983	48,04,131	7,46,846	8,29,829
Computers	15	23,90,054	1,365	-	-	23,91,419	20,44,780	51,996	20,96,776	2,94,643	3,45,274
Car	40	92,29,102	-	-	-	92,29,102	91,77,986	20,446	91,98,432	30,670	51,116
Diesel Generator	15	7,88,401	-	-	-	7,88,401	6,04,257	27,622	6,31,878	1,56,523	1,84,144
Air Conditioner	15	5,05,000	-	-	-	5,05,000	4,82,414	3,388	4,85,802	19,198	22,586
Office Equipment	15	1,65,289	-	-	-	1,65,289	1,55,694	1,439	1,57,133	8,156	9,595
Paper Shredder	15	5,86,357	-	-	-	5,86,357	5,29,381	8,546	5,37,927	48,430	56,976
Xerox Machine	15	52,166	-	-	-	52,166	50,972	179	51,151	1,015	1,194
Departmental Capital	15	2,10,219	-	-	-	2,10,219	1,97,562	1,899	1,99,460	10,759	12,657
<b>TOTAL (IX)</b>		<b>2,13,75,060</b>	<b>-</b>	<b>-</b>	<b>-</b>	<b>2,13,76,425</b>	<b>1,89,29,262</b>	<b>1,39,864</b>	<b>11,04,934</b>	<b>7,92,561</b>	<b>9,32,425</b>
<b>GRAND TOTAL (I+II+III+IV+V+VI+VII+VIII+IX)</b>		<b>82,08,34,671</b>	<b>55,17,255</b>	<b>32,68,949</b>	<b>-</b>	<b>82,96,22,238</b>	<b>61,26,19,848</b>	<b>3,09,28,313</b>	<b>64,35,48,155</b>	<b>18,60,74,084</b>	<b>20,82,14,825</b>

As per our report of even date,  
for B.R.V. Goud & Co.,  
Chartered Accountants,  
F.R.No: 0009925



*(Signature)*  
(Prof. S V Dinesh)  
Principal

*(Signature)*  
(T.K.Nanjundappa)  
Secretary

*(Signature)*  
(Sree Siddalinga Swamigalu)  
President

Place : Tumkur  
Date : 06/01/2022

**SIDDAGANGA INSTITUTE OF TECHNOLOGY, TUMKUR-572 103**  
**Government & Project Grants For The Year Ended 31st - March - 2021**

Sub-Schedule "B1":

(Amount in Rs. )

Sl.No	Particular	Opening Balance	Grants Received During the Year	Deferred Income transferred to I & E	Recurring & Capital Expenses	Closing Balance
1	AICTE	14,95,886	2,05,000	1,20,424	13,29,509	2,50,954
2	TEQP Phase I	2,21,24,069	-	3,03,501	-	2,18,20,567
3	TEQP Phase II	14,64,373	-	5,81,533	-	8,82,840
4	CENTER OF EXCELLENCE	18,10,292	-	5,12,265	-	12,98,027
5	BIO TECH FINISHING SCHOOL:	30,77,670	-	66,696	-	30,10,974
6	VTU GRANTS	4,93,466	-	42,661	1,21,410	3,29,395
7	CENTRAL POWER RESEARCH INSTITUTE(CPRI)	6,85,250	-	-	6,672	6,78,578
8	AICTE Hakthon PI-Prabodh C P	2,10,000	-	-	-	2,10,000
9	BISEP- Bio Technology	(24,742)	11,53,063	-	11,67,116	(38,795)
10	DST-PROJECT	14,498	-	-	-	14,498
11	AICTE - RPS - PI Dr Virupakshi Auradi	-	21,90,176	-	-	21,90,176
12	DRDO - PI DR N R Sumitha	164	33	-	-	197
13	DRDO PI Umashankar MED	98	-	-	-	98
14	FAER - Co- Ordinator Dr K S S	1,606	-	-	-	1,606
15	DST SERB PI DR Anil Rao H N , Chemistry	2,68,312	3,00,000	-	4,63,222	1,05,090
16	KSCST	28,474	-	-	40,000	(11,526)
17	GTRE -IT-PI- Dr V Siddeshwarprasad	43,593	-	-	-	43,593
18	DST WOS - PI Sindhu/ H M S Physics	-	11,25,825	-	1,89,389	9,36,436
19	NAIN INCUBATION - Student	4,51,945	12,262	-	3	4,64,204
20	Nain Mission - DST- PI Dr G Nagaraju, CHE	1,58,525	19,015	-	-	1,77,540
21	ROCHE Fellowship - PI Dr Sudhir Ranganath	-	7,33,245	-	82,465	6,50,780
22	DIT PROJECT - GOI	415	-	-	-	415
23	DRDO-PI J P Ganjigatti	52,543	-	-	52,543	-
24	SERB TAPE PI Jayaprasanna D CHE	-	2,75,000	-	42,480	2,32,520
25	IEI Grant	70,000	-	-	-	70,000
26	Incubation Center-KBTS (OPEX) GRANTS	(82,264)	504	-	-	(81,760)
27	BRNS (BARC) - PI Dr G Nagaraju, Chemistry	(47,858)	-	-	-	(47,858)
28	KARNATAKA BIO-FUEL DEVELOPMENT BOARD	(83,197)	5,35,269	-	4,13,977	38,095
29	DST-SERB PI Bhargavi Phy	1,231	-	-	-	1,231
30	EAC- EDII Co-Ordinator Dr Umashankar	16,000	-	-	-	16,000
31	Filup Project PI Latesh CSE	1,00,000	-	-	-	1,00,000
32	KCTU - Chemical PI- Chemical	80,815	2,326	-	-	83,141
33	KCTU Nano	82,680	2,350	-	-	85,030
34	VGST KSTEPS- PI Dr S R Manohar Phy	1,21,937	2,606	-	-	(0)
35	VGST KSTEPS- PI Dr H S Lalithama Che	10,79,009	15,930	-	1,24,543	10,94,939
36	VGST - Physics PI Dr H M Suresh Kumar	55,078	10,01,594	-	-	10,56,672
37	DST WOS-A-PI Hemavathi E & C	11,800	-	-	6,705	5,095



::2::

38	EDI - DSI PI - Dr C P Lohith, MED	1,12,000	-	-	1,12,000	-	-	-
39	VGST - CHE	434	-	-	434	-	-	-
40	VGST - MED PI Dr Shanmusha priya	(1,000)	-	-	-	-	-	(1,000)
41	SERB TARE PI Madhu H C MED	-	2,75,000	-	2,75,000	-	-	59,637
42	VGST - PI D R Prasanna BT	-	12,52,435	-	12,52,435	-	-	12,52,435
43	VGST KSTEPS-PI DR G NAGARAJU	1,02,991	-	-	-	-	-	1,02,991
44	VGST PI SURESH MED	20,88,201	86,561	-	16,75,829	-	-	4,98,933
45	VGST PI HKE LATHA	55,690	10,01,601	-	350	-	-	10,56,941
46	VGST CHEMISTRY GN	(93,912)	472	-	-	-	-	(93,440)
47	UNNATH BHARATH	21,524	-	-	20,682	-	-	842
48	KARNATAKA BIO-FUEL REVOLVING FUND	38,680	1,50,138	-	-	-	-	1,88,818
49	SSTP PI UDAYKUMAR CHEMISTRY	36,48,036	69,285	-	36,32,297	-	-	85,024
50	SERB PI SUDHIR CHE	51,458	8,09,848	-	8,42,696	-	-	18,610
51	DST SERB PHY PI MADHUCHENNABASAPPA	3,38,061	2,61,218	-	4,15,353	-	-	1,83,926
52	BRNS Sudhir Chemical	97,250	3,86,483	-	4,82,945	-	-	788
53	CSIR Reserch Grant	(366)	-	-	-	-	-	(366)
54	BRNS IICHE	4,994	-	-	-	-	-	4,994
55	DRDO ERIPR PI Kishore MED	18,97,433	35,656	-	14,21,806	-	-	5,11,283
56	DST SERB Tare PI Manjunath Dammalli BT	(23,342)	2,75,000	-	2,63,462	-	-	(11,804)
57	DST WOS-A-PI Manjunshree S G Chemistry	8,26,760	24,404	-	8,10,670	-	-	40,494
58	Impress PI Dr Kavitha H ISE	4,80,000	3,82,800	-	4,96,716	-	-	3,66,084
59	IUSSTF PI Dr Sudhir Ranganath	3,33,671	18,661	-	3,33,621	-	-	18,711
60	VGST KSPEPS PI Dr Nandeesh - Civil	10,07,713	28,612	-	7,77,864	-	-	2,58,461
61	VGST - PI Dr K G Nitheesh MED	99,707	58,818	-	98,793	-	-	59,732
62	VGST - PI K B Roopa Biotech	10,07,130	27,862	-	65,241	-	-	9,69,751
63	VTU Grants PI Dr V M Aparanji EC	2,00,000	3,556	-	2,03,556	-	-	-
64	VTU Grants PI Hemavathi, Maths	1,00,000	-	-	1,02,140	-	-	(2,140)
<b>Total</b>		<b>4,61,54,780</b>	<b>1,27,22,608</b>	<b>16,27,080</b>	<b>1,71,06,789</b>	<b>4,01,43,519</b>		

As per our report of even date.,

for B.R.V.Goud & Co.,

Chartered Accountants

F.R.No: 0009925



(A.B.Shiva Subramanyam)

Partner

M.No: 201108

*(Signature)*

(Prof. S V Dinesh)

Principal

*(Signature)*

(Sree Siddalinga Swamigalu)

President

*(Signature)*

(T.K.Nanjundappa)

Secretary

