

FINANCIAL STATEMENTS & TAX AUDIT REPORT

NAME : SIDDAGANGA INSTITUTE OF
TECHNOLOGY
ADDRESS : TUMKUR - 572103
YEAR ENDED : 31st March 2020
ASST YEAR : 2020-2021

**B.R.V. Goud & Co.,
Chartered Accountants**

No.37/1, 1st Floor, M.N.K. Rao Road
Basavanagudi, Bangalore-560 004
Phone: 26566448, 26577448
E-mail: brvg6204@gmail.com
www.brvgoud.co.in

INDEPENDENT AUDITOR'S REPORT

Opinion

We have audited the accompanying financial statements of "Siddaganga Institute of Technology" Tumkur-572103 which comprises the Balance Sheet as at March 31, 2020, the Statement of Income & Expenditure for the year ended , a summary of significant accounting policies and other explanatory information.

In our opinion and to the best of our information and according to the explanations given to us, the aforesaid financial statements give the information required and give a true and fair view in conformity with the accounting principles generally accepted in India:

- 1) In the case of Balance Sheet, of the state of affairs of the "Siddaganga Institute of Technology" as at 31st March 2020.
- 2) In case of the Income and Expenditure Account, of the Deficit, being Excess of Expenditure over Income for the year ended on that date.

Basis for Opinion

We conducted our audit in accordance with the Standards on Auditing (SAs) issued by Institute of Chartered Accountants of India. Our responsibilities under those Standards are further described in the Auditor's Responsibilities for the Audit of the Financial Statements section of our report. We are Independent of the Company in accordance with the Code of Ethics issued by the Institute of Chartered Accountants of India, and we have fulfilled our other ethical responsibilities in accordance with these requirements and the Code of Ethics. We believe that the audit evidence we have obtained is sufficient and appropriate to provide a basis for our opinion.

Management's Responsibility for the Financial Statements

Management is responsible for the preparation of the financial statements. This responsibility also includes maintenance of adequate accounting records for safeguarding of the assets of the Institute and for preventing and detecting frauds and other irregularities; selection and application of appropriate implementation and maintenance of accounting policies; making judgments and estimates that are reasonable and prudent; and design, implementation and maintenance of adequate internal financial controls, that were operating effectively for ensuring the accuracy and completeness of the accounting records, relevant to the preparation and presentation of the financial statement that give a true and fair view and are free from material misstatement, whether due to fraud or error.

Auditor's Responsibility for the Audit of the Financial Statements

Our objectives are to obtain reasonable assurance about whether the financial statements are free from material misstatement, whether due to fraud or error, and to issue an auditor's report that includes our opinion. Reasonable assurance is a high level of assurance but is not a guarantee that an audit conducted in accordance with SAs will always detect a material misstatement when it exists. Misstatements can arise from fraud or error and are considered material if, individually or in the aggregate, they could reasonably be expected to influence the economic decisions of users taken on the basis of these financial statements.

We further report that:

- a) We have sought and obtained all the information and explanations which, to the best of our knowledge and belief, were necessary for the purpose of our audit and have found them to be satisfactory.
- b) In our opinion, proper books of account as required by law have been kept by the Institute, so far as appears from our examination of those books.
- c) The Balance Sheet and Income and Expenditure Account dealt with by this report, are in agreement with the books of accounts.

Place : Tumkur
Date : 19/12/2020

for B.R.V. GOUD & CO.,
Chartered Accountants

(A B Shiva Subramanyam)
Partner



UDIN:- 21201108AAAADV6261

SIDDAGANGA INSTITUTE OF TECHNOLOGY, TUMKUR - 572 103
BALANCE SHEET AS AT 31ST MARCH 2020

(Amount in Rs.)

	PARTICULARS	SCH	As At 31.03.2020	As At 31.03.2019
I	SOURCES OF FUNDS:			
	Sree Siddaganga Education Society	A	31,36,78,745	28,56,54,277
	Government & Project Grants	B	4,61,54,782	4,60,24,080
	TEQIP Loan	C	6,49,07,400	6,49,07,400
	Current Liabilities	D	7,16,31,564	6,89,85,943
	TOTAL		49,63,72,490	46,55,71,700
II	APPLICATION OF FUNDS:			
	FIXED ASSETS:			
	Gross Block	E	79,34,44,468	76,34,14,610
	LESS: Depreciation Bank		58,90,03,226	55,32,79,304
	Net Block		20,44,41,242	21,01,35,306
	CURRENT ASSETS:			
	Investments & Deposits	F	11,87,28,115	10,03,11,915
	Loans & Advances	G	7,22,97,512	5,04,80,075
	SIT Group of Hostels		4,40,26,281	4,08,92,562
	Cash & Bank Balances	H	5,68,79,307	6,37,51,843
	TOTAL		49,63,72,460	46,55,71,700

As per our report of even date.,

for B.R.V.Goud & Co.,

Chartered Accountants

F.R.No: 000992S



(Signature)

(A.B.Shiva Subramanyam)

Partner

M.No: 201108

(Signature)

(Sree Siddalinga Swamigalu)

President

(Signature)

(T.K.Nanjundappa)

Secretary

(Signature)

(K P Shivananda)

Principal

Place : Tumkur

Date : 19/12/2020

SIDDAGANGA INSTITUTE OF TECHNOLOGY, TUMKUR - 572 103
INCOME AND EXPENDITURE ACCOUNT FOR THE YEAR ENDED 31st MARCH 2020

(Amount in Rs.)

	PARTICULARS	SCH	2019-20	2018-19
A	INCOME:			
	Fee Collections	I	39,46,76,411	40,01,42,950
	Other Collections	J	9,11,09,424	10,00,73,286
	Miscellaneous Income	K	1,17,80,944	1,61,18,147
	Deferred Income	L	24,50,912	37,77,927
	Income - SIT Group of Hostels		8,89,51,904	10,49,40,125
	TOTAL (A)		58,89,69,594	62,50,52,436
B	EXPENDITURE:			
	Establishment Charges	M	41,54,09,800	39,83,04,179
	Office Expenses	N	30,83,737	29,19,174
	Administrative Expenses	O	3,60,30,266	3,46,90,857
	Departmental Expenses	P	1,69,57,683	1,82,96,245
	Other Expenses	Q	4,06,25,007	4,05,18,757
	Expenses - SIT Group of Hostels		8,43,30,648	8,79,47,845
	Depreciation-SIT	E	3,57,23,923	3,55,93,655
	Depreciation-SIT Group of Hostels		14,87,537	17,16,767
	TOTAL (B)		63,36,48,600	61,99,87,478
C	Surplus/(Deficit) for the year (A-B)		(4,46,79,005)	50,64,957

As per our report of even date.,

for B.R.V.Goud & Co.,

Chartered Accountants

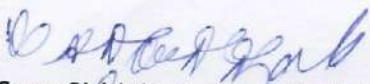
F.R.No: 0009925

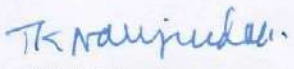



(A.B.Shiva Subramanyam)

Partner

M.No: 201108


(Sree Siddalinga Swamigalu)
President


(T.K.Nanjundappa)
Secretary


(K P Shivananda)
Principal

Place : Tumkur

Date : 19/12/2020

SIDDAGANGA INSTITUTE OF TECHNOLOGY, TUMKUR - 572 103

Fixed Deposit as at 31st march 2020

Schedule F

Sl. No.	Name of the Bank	Certificates Nos	Date of Deposit	Face Value	Rate of INT	Maturity Date	Maturity Value
1	Karnataka Bank Ltd.	7681500101620601	29-08-2016	4,50,000	7.25	29-08-2021	-
2	Karnataka Bank Ltd.	7681500208076701	12-09-2020	59,008	5.4	06-12-2021	63,042
3	Karnataka Bank Ltd.	7681500208045801	12-09-2020	59,004	5.4	06-12-2021	63,038
4	Karnataka Bank Ltd.	7681500208045901	12-09-2020	59,006	5.4	06-12-2021	63,040
5	Karnataka Bank Ltd.	7681500208050201	12-09-2020	59,007	5.4	06-12-2021	63,041
6	Karnataka Bank Ltd.	7681500208050401	12-09-2020	59,006	5.4	06-12-2021	63,040
7	Karnataka Bank Ltd.	7681500208037001	12-09-2020	1,18,015	5.4	06-12-2021	1,26,084
8	Karnataka Bank Ltd.	7681500208102901	29-09-2016	50,000	7.25	29-09-2021	71,613
9	Karnataka Bank Ltd.	7681500208074301	28-11-2017	1,00,000	6.50	28-11-2022	1,38,042
10	Karnataka Bank Ltd.	7681500101673801	02-11-2018	9,00,000	7.25	02-11-2020	
11	Karnataka Bank Ltd.	7681500208073201	28-11-2017	50,000	6.50	28-11-2022	69,021
12	Karnataka Bank Ltd.	7681500208073101	28-11-2017	1,00,000	6.50	28-11-2022	1,38,042
13	Karnataka Bank Ltd.	7681500208150901	19-03-2018	1,60,000	6.50	19-03-2023	2,20,867
14	Karnataka Bank Ltd.	7681500101621201	10-10-2016	1,00,000	7.15	10-10-2021	1,42,524
15	Karnataka Bank Ltd.	7681500208106701	30-12-2016	50,000	7.00	30-12-2021	70,739
16	Karnataka Bank Ltd.	7681500101623201	24-02-2017	30,000	6.50	24-02-2022	
17	Karnataka Bank Ltd.	7681500101623901	21-03-2017	43,000	6.50	21-03-2022	
18	Karnataka Bank Ltd.	7681500101626001	13-08-2017	50,000	6.50	13-08-2022	
19	Karnataka Bank Ltd.	7681500101626101	25-08-2017	50,000	6.50	25-08-2022	
20	Karnataka Bank Ltd.	7681500101675801	29-12-2018	1,50,000	7.50	29-12-2020	
21	Karnataka Bank Ltd.	7681500208097201	27-03-2019	50,000	7.50	27-03-2021	58,010
22	Karnataka Bank Ltd.	7681500101643501	17-04-2015	25,000	8.50	17-04-2020	
23	Karnataka Bank Ltd.	7681500101649201	17-12-2015	1,00,000	7.50	17-12-2020	
24	Karnataka Bank Ltd.	7681500101675701	29-12-2018	1,00,000	7.50	29-12-2020	
25	Karnataka Bank Ltd.	7681500101675201	15-12-2018	5,00,000	7.40	15-12-2020	
26	Karnataka Bank Ltd.	7681500101617301	17-04-2017	1,00,00,000	6.75	17-04-2019	
27	Karnataka Bank Ltd.	7681500208168301	29-03-2019	50,000	7.50	29-03-2021	58,011
28	Karnataka Bank Ltd.	7681500208168401	29-03-2019	50,000	7.50	29-03-2021	58,011
29	Karnataka Bank Ltd.	7681500208157801	20-12-2019	53,500	6.80	14-03-2021	58,121
30	Karnataka Bank Ltd.	7681500101673601	31-10-2018	37,25,000	7.40	31-10-2020	
31	Karnataka Bank Ltd.	7681500101682901	11-07-2019	10,00,000	7.20	11-07-2021	
32	Karnataka Bank Ltd.	7681500208137101	10-01-2020	30,24,905	65.50	10-01-2021	32,26,369
33	Karnataka Bank Ltd.	7681500208198101	31-03-2020	2,54,500	6.25	31-03-2022	2,88,108
34	Karnataka Bank Ltd.	7681500208181101	17-09-2019	50,000	6.90	17-09-2021	57,331
35	Karnataka Bank Ltd.	7681500101682201	27-06-2019	50,000	7.20	27-06-2021	
36	Karnataka Bank Ltd.	7681500101675901	29-12-2018	50,000	7.50	29-12-2020	
37	Karnataka Bank Ltd.	7681500208180101	30-07-2019	50,00,000		01-07-2020	2,35,971
38	Karnataka Bank Ltd.	7681500208180201	30-08-2019	50,00,000		01-07-2020	2,35,173
39	Karnataka Bank Ltd.	7681500101625701	03-08-2017	50,000	6.50	03-08-2022	
40	Karnataka Bank Ltd.	7681500208102801	29-09-2016	50,000	7.25	29-09-2021	71,613
41	Karnataka Bank Ltd.	7681500101646401	22-08-2015	50,000	8.0	22-08-2020	
42	Karnataka Bank Ltd.	76815002081501501	10-06-2019	2,16,99,790	7.20	02-09-2020	2,36,88,350
43	Karnataka Bank Ltd.	76815002081501601	10-06-2019	2,16,99,791	7.20	02-09-2020	2,36,88,351

44	Karnataka Bank Ltd.	76815002081501701	10-06-2019	2,16,99,791	7.20	02-09-2020	2,36,88,351
45	Karnataka Bank Ltd.	76815002081501801	10-06-2019	2,16,99,792	7.20	02-09-2020	2,36,88,352
Grand Total				11,87,28,115			10,03,92,255

As per our report of even date.,

for B.R.V.Goud & Co.,
Chartered Accountants

F.R.No: 000992S



(A.B.Shiva Subramanyam)

Partner

M.No: 201108

(K.P. Shivananda)
Principal

(Sree Siddalinga Swamigalu)
President

(T.K.Nanjundappa)
Secretary

Place : Tumkur

Date : 19/12/2020

SIDDAGANGA INSTITUTE OF TECHNOLOGY, TUMKUR - 572 103
SCHEDULES FORMING PART OF BALANCE SHEET
AS At 31ST MARCH 2020

(Amount in Rs.)

SCH	PARTICULARS	As at 31.03.2020	As at 31.03.2019
A	SREE SIDDAGANGA EDUCATION SOCIETY :		
	As per previous Balance sheet	28,56,54,277	23,12,12,528
	Add: Capital Fund-SIT Group of Hostels	-	2,56,17,049
	Receipts during the year	42,27,03,473	41,37,59,743
	Surplus/(Deficit) for the year	(4,46,79,005)	50,64,957
		66,36,78,745	67,56,54,277
	Less: Payments during the year	35,00,00,000	39,00,00,000
	TOTAL	31,36,78,745	28,56,54,277
B	GOVERNMENT & PROJECT GRANTS		
	As per Sub-Schedule "B1"	4,61,54,782	4,60,24,080
	TOTAL	4,61,54,782	4,60,24,080
C	TEQIP LOAN :		
	As per previous Balance sheet	6,49,07,400	6,49,07,400
	TOTAL	6,49,07,400	6,49,07,400
D	(a) CURRENT LIABILITIES :-		
	SIT Canteen Deposit	2,50,000	2,50,000
	SRP Environ Systems Security Deposits	7,04,498	7,04,498
	Library & Laboratory Caution Deposit	49,57,445	47,79,695
	Club of Robotics	20,850	20,850
	F R F Contribution to Gurukula Trust	52,211	52,211
	Total (a)	59,85,004	58,07,254
	b) VTU FUNDS:		
	Career Guidance Development Fund	2,27,070	1,72,410
	Cultural Activities	5,24,328	3,87,728
	Karnataka Students Welfare Fund	2,57,255	2,43,430
	Karnataka Teachers Benefit Fund	1,25,170	1,11,345
	E-Learning	2,68,355	2,93,355
	Eligibility Fee	4,90,500	4,47,000
	NF for TWF	2,50,815	2,28,240
	NSS	8,92,918	7,44,718
	University Development Fund	48,32,750	34,66,750
	Students Sports Development Fund	19,90,674	15,77,889
	Sports Fee	23,07,373	18,36,491
	Womens Cell	1,15,170	78,120
	Foreign National/NRI	(1,75,000)	
	E - Resources Consortium fee	36,41,011	17,21,562
	Total (b)	1,57,48,389	1,13,09,038
	c) OTHER FUNDS & DEPOSITS :		
	DR M N Channabasappa Endowment & Others	86,15,614	72,80,712
	Library Book Deposit	2,51,501	2,51,501
	Temple Contribution	27,300	24,900
	Students Aid Fund	32,28,840	28,83,040
	NTSR Fund	3,08,873	3,42,087
	SSES House Building Advance (PRINCIPAL)	1,76,943	2,93,607
	SSESE Cr Co- Op Society	6,144	
	Contribution to Math Fund	2,46,889	2,13,729
	Prof T Gangadhariah Endowment Fund	10,00,000	-
	Total (c)	1,38,62,104	1,12,89,576

Contd.... 2

	d) OTHER LABILITIES:		
	ESI	3,119	7,813
	Alumni Association	79,40,257	81,76,257
	Amount to be Refunded	26,22,358	27,43,725
	Industry Institute Interaction		-
	Cultural Activities	(24,952)	66,361
	Departmental Association A/C	25,27,054	25,34,906
	Group Savings Linked Insurance	35,907	17,929
	Skill Development Centre	5,45,329	8,21,075
	Indian Red Cross Society	17,05,350	15,20,200
	Industrial Training (Civil)	30,79,542	18,55,066
	Scholarship & Concessions	1,28,37,865	1,89,16,945
	Spic Macay	9,48,067	9,02,777
	NATA	1,47,509	1,53,109
	SSET	17,19,369	17,19,369
	VTU Funds	(3,03,963)	1,785
	NTS Club	2,500	100
	ASCE Student Group SIT Chapter	85,100	85,100
	Security Deposit Icrederity Info Services Pvt Ltd	10,000	10,000
	SIT Alumni Association (Staff Contribution)	-	40,000
	Salary Recoveries	8,82,713	38,742
	Professional Tax	3,600	-
	Contribution to S S Math dasohanidhi	78,243	78,243
	Founders Birthday	3,85,868	14,968
	Employees Contribution to PF	7,81,340	8,55,047
	Flood Relief fund	14,080	14,080
	Excess Paid	6,478	6,478
	GST	3,332	-
	TOTAL (d)	3,60,36,066	4,05,80,075
	TOTAL (a+b+c+d)	7,16,31,564	6,89,85,943
F	<u>INVESTMENTS AND DEPOSITS:</u>		
	<u>Fixed Deposit-Karnataka Bank:</u>		
	General FD	2,02,62,536	1,00,00,000
	Endowment FD	69,41,415	65,86,915
	Dr M N C Endowment FD	37,25,000	37,25,000
	Corpus Funds	2,16,99,790	2,00,00,000
	Staff Development Fund	2,16,99,791	2,00,00,000
	Maintenance Fund	2,16,99,791	2,00,00,000
	Depreciation Fund	2,16,99,792	2,00,00,000
	Prof T Gangadharaiiah Endowment FD	10,00,000	-
	TOTAL	11,87,28,115	10,03,11,915
G	<u>ADVANCES & DEPOSITS :</u>		
	<u>a) Advances to:-</u>		
	Departments	4,20,84,026	2,27,20,247
	Departmental Association	21,16,917	15,06,529
	TDS	95,671	-
	Festival Advance	6,60,000	96,000
	Other Deduction & Security Deposit	50,482	49,980
	Computer Society of India	1,19,416	23,325
	Teachers Welfare Fund	2,575	2,725
	Short term Loan	-	1,385
	Membership fee SITCCS	25,890	22,210
	Education	3,99,888	-
	VTU Exam Remuneration	17,307	-
	<u>EMPLOYEES & OTHERS :</u>		
	House Building Advances	96,817	2,13,481
	Other Advances to Staff	7,29,377	19,40,066
	Salary Advance	78,243	78,243
	Building Advance (Staff Quarters)	6,355	6,355
	TOTAL (a)	4,64,82,964	2,66,60,546

b).DEPOSITS:			
Court Deposit		9,39,800	9,39,800
Gas Cylinder Deposit		1,426	1,426
IOC Deposits		800	800
BESCOM Deposits		26,51,636	26,51,636
Telephone Deposit		9,150	9,150
VSNL		1,000	1,000
BSNL Deposit		20,000	20,000
	TOTAL (b)	36,23,812	36,23,812
c)FEES OUTSTANDING :			
		2,21,90,736	2,01,95,717
	TOTAL (c)	2,21,90,736	2,01,95,717
	TOTAL (a+b+c)	7,22,97,512	5,04,80,075
H	CASH & BANK BALANCES :		
Dhanalakshmi Bank		1,66,762	15,17,309
Karnataka Bank (SB No.323)		2,94,80,592	2,47,31,334
KARNATAKA BANK A/C NAIN Opex Fund - 110672		17,736	2,11,816
KARNATAKA BANK DR MNC ENDOWMENT A/C 10936701		3,25,906	1,53,430
Karnataka Bank (AICTE A/c No.7508)		18,52,343	8,26,627
State Bank of India		31,71,917	23,98,987
KCTU karnataka Bank - Chemical 112327		81,815	79,400
Karnataka Bank- BISEP A/c No. 112285		(24,743)	6,708
Karnataka Bank- NAIN A/c No.110575		4,08,444	5,39,239
Karnataka Bank BTFS 109618		4,083	3,963
KARNATAKA BANK - Nano Mission - DST A/c No 110601		6,66,695	5,71,271
UCO Bank		1,00,70,487	2,40,20,606
Karnataka Bank COE (SB No. 954001)		3,06,692	2,96,799
Karnataka Bank TEQIP-II A/c -109371		11,190	10,860
Karnataka Bank VGST - Phy 109968		1,21,936	63,200
KARNATAKA BANK - DRPO PI - 107120		98	93
KBL Smarts -111555		7,65,627	7,75,683
Karnataka Bank VGST - CHE A/c No111114		16,602	11,703
Karnataka Bank VGST - CHE A/c No11113		10,79,443	58,701
Karnataka Bank VGST - PHY - 112375		-	(10,702)
Karnataka Bank VGST - PHY -112373		-	49,036
Karnataka Bank VGST - PHY -112319		56,078	46,533
Karnataka Bank VGST MED - 112376		-	62,174
Karnataka Bank KCTU NANO - 112328		82,680	(18,428)
Karnataka Bank 113125 DRDO ERIP PI Kishore MED		13,43,612	-
Karnataka Bank Principal DRDO PI NRS		1,164	2,55,829
Karnataka Bank VGST PI Dr K G Nithesh 11337901		99,706	-
Karnataka Bank VGST PI Dr Nandeesh Civil 113217		10,07,713	-
Karnataka Bank VGST PI K B Roopa Biotech 113380		10,07,130	-
Cash in Hand		8,751	1,74,455
Karnataka Bank DST SSTP PI Uday Kumar 112765		36,40,956	38,75,663
Karnataka Bank PI HKE Latha112598		55,690	10,09,882
Karnataka Bank VGST PI R Suresh 112597		10,52,201	20,29,673
	TOTAL	5,68,79,307	6,37,51,843

As per our report of even date.,

for B.R.V.Goud & Co.,
Chartered Accountants

F.R.No: 0009925



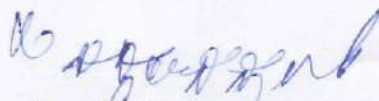
(A.B.Shiva Subramanyam)


Partner

M.No: 201108

(K P Shivananda)

Principal


(Sree Siddalinga Swamigalu)
President


(T.K.Nanjundappa)
Secretary

Place : Tumkur

Date : 19/12/2020

SIDDAGANGA INSTITUTE OF TECHNOLOGY, TUMKUR-572 103
SCHEDULES FORMING PART OF INCOME AND EXPENDITURE ACCOUNT
FOR THE YEAR ENDED 31ST MARCH 2020

		(Amount in Rs.)	
	PARTICULARS	2019-20	2018-19
I	<u>FEES COLLECTIONS :-</u>		
	Admission Fees	5,39,700	6,31,100
	Application Fees	5,06,010	5,70,000
	SIT Autonomous Exam Fees	1,41,20,700	1,62,45,300
	Gymnasium Fees	2,13,000	2,16,600
	Magazine	5,56,050	5,92,200
	Sports Fees	20,71,323	19,82,500
	Tuition Fees	37,66,69,628	37,99,05,250
	TOTAL	39,46,76,411	40,01,42,950
J	<u>OTHER COLLECTIONS :-</u>		
	Blue Book	22,24,800	23,70,000
	Departmental Testing Charges	11,66,017	15,65,609
	Development Fee	1,11,24,000	1,17,89,000
	Fee Compensation	2,84,600	-
	Identity Cards	65,587	81,355
	Internet Fee	55,60,500	58,77,000
	ISTE	(1,97,126)	2,08,467
	Laboratory Fee	75,82,000	81,13,500
	Library Book Bank	37,92,000	40,48,990
	Library RR	20,05,364	26,30,414
	Medical Examination Fee	14,84,700	8,09,900
	NASA	2,24,000	42,602
	Registration Fee	15,79,600	24,92,205
	Subject Regn. Fee	1,06,60,497	1,16,12,495
	Training & Placement	66,55,067	46,52,985
	German Class	45,000	1,85,000
	R & D Institution Overhead	4,92,208	8,91,873
	Professional Development Programme	92,67,500	1,35,88,940
	Student Amenities & General Amenities (campus upkeep)	1,99,89,820	2,16,32,951
	Industry Institution Interaction	71,03,290	74,80,000
	TOTAL	9,11,09,424	10,00,73,286
K	<u>MISCELLANEOUS INCOME :-</u>		
	Interest on Fixed Deposit	71,32,344	13,79,612
	Amounts written back	-	85,73,895
	Bank Interest	26,30,088	29,69,919
	Other Income	20,03,662	31,70,345
	Miscellaneous	14,850	24,376
	TOTAL	1,17,80,944	1,61,18,147

Cont...2

::2::

L	DEFERRED INCOME		
	AICTE Grants	1,41,675	1,66,676
	TEQIP Grants	3,57,071	4,20,102
	VTU Grants	50,189	59,046
	BT FINISHING SCHOOL Grants	78,981	93,777
	TEQIP PHASE II	9,69,222	16,15,370
	COE Grants	8,53,774	14,22,956
	COMED-K	-	-
	TOTAL	24,50,912	37,77,927
M	ESTABLISHMENT CHARGES :-		
	Salaries to Staff	37,78,83,742	37,12,10,490
	Management Contribution to PF	1,03,56,615	1,04,58,024
	Leave Encashment	1,21,25,723	92,31,016
	Uniform to Staff	93,515	97,968
	PF Administrative Charges	8,66,172	9,10,033
	ESI Employers' Contribution	1,71,345	4,66,272
	Staff Gratuity	1,17,21,204	55,75,215
	Research Assistant	21,91,484	3,55,161
	TOTAL	41,54,09,800	39,83,04,179
N	OFFICE EXPENSES :-		
	Office Contingency	3,97,435	4,01,112
	Postage	1,21,521	1,53,422
	Telephone charges	1,83,168	2,19,178
	Mediclaime Insurance	4,92,350	2,88,709
	Printing & Stationery	7,45,810	6,93,394
	Travelling Expenses	11,43,453	11,63,359
	TOTAL	30,83,737	29,19,174
O	ADMINSTRATIVE EXPENSES :-		
	Advertisement Charges	25,86,168	28,97,464
	Audit Fees	74,340	90,860
	AICTE Inspection & Processing Charges	-	7,50,041
	Building Maintenance	99,03,634	86,97,563
	Car Maintenance	1,18,458	2,13,560
	Bank Charges	1,19,060	1,10,763
	Award to Teachers	15,24,992	-
	Cash Award to Students	2,39,112	85,609
	Education Fair	8,47,531	14,57,471
	Electricity Charges	65,84,965	64,64,992
	EPABX Maintenance	1,24,884	85,000
	Exam Remuneration	1,13,23,150	1,12,47,913
	Guruvandana Expenses	11,550	1,00,370
	Generator Maintenance	13,77,328	13,36,741
	House Rent	3,74,586	4,05,315
	Insurance on Equipments	2,61,399	2,60,339
	Land Scape Maintenance	4,04,812	3,26,976
	Vehicle Hire Charges	1,54,297	1,59,880
	TOTAL	3,60,30,266	3,46,90,857

Cont...3

P DEPARTMENTAL EXPENSES (Recurring) :-		
Architecture		
Bio-Tech. Dept. (R) R & D	1,83,816	2,88,727
Bio-Technology	1,70,448	2,34,824
Chemical Engineering	3,92,159	55,871
Chemical Engineering Dept. (R) R & D	8,94,010	7,95,988
Chemistry	20,277	-
Chemistry Dept. R & D	1,79,447	3,51,930
Civil Engineering	73,784	2,01,935
Civil Engineering Dept. R & D	6,89,539	7,21,579
Computer Science	1,01,022	1,69,084
Construction & Maintenance (R)	6,02,826	4,49,309
Electrical Engineering	37,892	16,771
Electrical Engineering (R) R & D	3,22,868	2,27,037
Electronic & Communication	15,931	3,691
Electronics Engineering Dept. (R)	2,92,741	2,44,807
Industrial Engineering & Management	7,36,197	-
Information Science	80,824	1,32,948
Instrumentation Technology	1,99,146	1,11,528
Instrumentation Technology (R) R & D	4,47,968	1,53,041
Library	70,369	28,640
Management Contribution to KCTU Grants	1,27,107	43,686
Grants Received From SPFU	-	46,42,720
Mathematics	-	2,49,750
Mechanical Engineering	46,025	24,082
Mechanical Engineering Dept. R & D	6,62,543	5,53,902
NANO (R)	26,719	3,04,052
Organic Waste Converter	54,273	1,54,639
Physics	11,42,401	10,41,488
Physics Dept. (R) R & D	58,957	93,546
Sports	67,570	1,18,622
Waste Water Recycling Plant	14,30,971	15,92,947
Telecommunication Engg	6,64,957	7,52,761
Health Centre	6,67,893	4,28,567
Reverse Osmosis plant	8,70,445	8,82,404
SIT Exam Centre	4,40,734	4,09,168
Seminar & Symposium	28,67,778	10,53,326
CET	12,63,345	9,64,251
Training & Placement	48,000	2,14,500
TOTAL	10,06,701	5,84,124
	1,69,57,683	1,82,96,245

Q OTHER EXPENSES :-		
AICTE (R)	1,00,000	-
Accreditation A/c	10,62,035	25,54,736
Internet Charges	28,22,942	18,03,894
Affiliation (VTU)	7,22,012	10,03,000
Court Fee	68,700	71,500
Comed-K / Other Exams	(13,228)	13,240
Dissertation Allowance	61,201	33,087
Exhibition Expenses	71,560	1,34,617
Graduation Day Expenses	4,03,836	2,96,134
Hand Book	3,43,880	53,863
TA & DA	19,952	43,902
ISO Processing Expenses	2,77,190	2,83,103
NCC	1,08,606	1,21,780
Refreshment Charges	5,26,086	5,36,710
K.U.P.E.C.A	10,000	20,000
IEEE	8,600	12,000
Incubation Center	3,01,624	
Industry Institution Interaction	1,67,936	6,42,882
Professional Development Programme	60,81,074	60,80,863
Student Amenities General Amenities (campus upkeep)	2,74,00,338	2,66,67,917
Rural Development Programme	80,663	1,45,529
TOTAL	4,06,25,007	4,05,18,757

As per our report of even date.,

for B.R.V.Goud & Co.,

Chartered Accountants

F.R.No: 0009925

(A.B.Shiva Subramanyam)

Partner

M.No: 201108

(K P Shivananda)

Principal

linga Swamigalu)
resident

K.rajundappa
injudappa)
cretary

Place : Tumkur

Date : 19/12/2020

SIDDAGANGA INSTITUTE OF TECHNOLOGY, TUMKUR - 572 103
FIXED ASSETS AS ON 31.03.2020

SCHEDULE - E

PARTICULARS	Rate %	GROSS BLOCK					DEPRECIATION BLOCK			NET BLOCK		
		As on 01.04.2019	Additions for the year Before Sep	Additions for the year After Sep	Deletion for the Year	As on 31.03.2020	As on 01.04.2019	Depreciation for the year	As on 31.03.2020	As on 31.03.2020	As on 31.03.2019	
ASSETS (GENERAL)												
Ambulance	15	3,74,100		3,54,365		3,74,100		3,49,495	3,691	3,53,185	20,915	24,605
Architecture Dept.	15	47,93,784				51,48,149		34,40,116	2,29,628	36,69,743	14,78,406	13,53,669
Biotech	15	44,73,923	54,362			45,28,285		30,31,663	2,24,493	32,56,156	12,72,129	14,42,260
Bore well A/c	15	9,13,119				9,13,119		7,12,556	30,084	7,42,641	1,70,478	2,00,563
Building A/C	10	18,79,21,910	98,58,967	17,88,002		19,95,68,879		10,21,61,028	96,51,385	11,18,12,413	8,77,56,466	8,37,60,882
Canteen Equipments	15	6,38,153				6,38,153		5,24,585	17,035	5,41,620	96,533	1,13,568
Chemical Engineering Dept.	15	1,21,98,296	12,00,417	8,06,182	2,41,393	1,39,63,502		68,40,039	10,44,265	78,84,304	60,79,198	53,58,257
Continuum Education Centre	15	66,27,999				66,27,999		50,91,536	2,30,469	53,22,005	13,05,994	15,36,463
Chemistry Dept.	15	54,98,841	1,08,648	44,840		56,52,329		39,20,471	2,56,416	41,76,887	14,75,442	15,78,370
Chemistry Dept. R & D	15	20,07,383	1,51,500			21,58,883		8,35,959	1,98,439	10,34,398	11,24,485	11,71,424
Civil Engg. Dept	15	2,98,70,110	5,29,089	21,240		3,04,20,439		1,88,86,683	17,28,470	2,06,15,154	98,05,285	1,09,83,426
Cycle Stand	5	1,91,027				1,91,027		92,965	4,903	97,868	93,159	98,062
Diesel Generator	15	48,97,729		2,93,797		48,97,729		43,45,457	82,841	44,28,298	4,69,431	5,52,271
Electrical Engg. Dept.	15	2,34,62,359				2,37,56,156		2,17,17,234	2,83,803	2,20,01,038	17,55,118	17,45,125
Electronics Dept. R & D	15	3,15,000	1,950			3,16,950		2,14,018	15,440	2,29,458	87,492	1,00,982
Electronics Engg.	15	1,82,41,399	97,574	6,15,606		1,89,54,579		1,21,83,640	9,69,470	1,31,53,110	58,01,468	60,57,759
EPABX	15	11,46,885				11,46,885		10,18,361	19,279	10,37,639	1,09,246	1,28,524
Furniture & Fixture	10	4,18,28,033				4,18,28,033		3,24,86,227	9,34,181	3,34,20,408	84,07,625	93,41,805
Gymnasium	15	40,62,266				40,62,266		34,60,019	90,337	35,50,356	5,11,910	6,02,247
Health Centre	15	3,51,018				3,51,018		2,89,825	9,179	2,99,004	52,014	61,193
Industrial Engg & Management	15	36,94,167				36,94,167		25,36,963	1,73,581	27,10,543	9,83,624	11,57,204
Information Science	15	33,93,627				36,61,438		22,95,799	1,99,760	24,95,559	13,65,879	10,97,828
Instrumentation Technology	15	1,16,07,999	1,08,001			1,25,31,401		76,29,998	6,74,055	83,04,054	42,27,347	39,78,000
Innovative & product Development	15	13,42,363				13,42,363		7,63,861	86,775	8,50,636	4,91,727	5,78,502
Nano-Tech	15	4,57,28,304				4,57,28,304		2,73,70,813	27,53,624	3,01,24,437	1,56,03,867	1,83,57,491
Toyota Corolla	15	18,59,870	2,26,740			18,59,870		12,46,805	91,960	13,38,765	5,21,105	6,13,065
Bio Tech dept. (capital)	15	13,507				2,40,247		7,514	34,910	42,424	1,97,823	5,993
Instrumentation Technology Dept. (capital)	15	1,35,642				1,35,642		70,146	9,824	79,971	55,671	65,496
Internet	15	1,61,12,144	2,67,270	3,65,800		1,67,45,214		87,22,367	11,75,992	98,98,359	68,46,855	73,89,777
TOTAL (A)		43,37,00,954	1,26,04,518	55,73,044	2,41,393	45,16,37,123		27,22,46,144	2,12,24,289	29,34,70,433	15,81,66,690	16,14,54,810

Cont....2

PARTICULARS	Rate %	GROSS BLOCK					DEPRECIATION BLOCK			NET BLOCK	
		As on 01.04.2019	Additions for the year Before Sep	Additions for the year After Sep	Deletion for the Year	As on 31.03.2020	As on 01.04.2019	Depreciation for the year	As on 31.03.2020	As on 31.03.2020	As on 31.03.2019
Library	15	2,31,70,874	70,074	1,12,993		2,33,53,941	1,80,63,362	7,85,112	1,88,48,474	45,05,467	51,07,513
Mechanical Engineering	15	2,38,37,266	4,18,496	1,17,997		2,43,73,759	1,80,07,715	9,46,057	1,89,53,772	54,19,987	58,29,551
Mathematics	15	7,77,634	1,56,350			7,77,634	2,88,911	73,308	3,62,220	4,15,415	4,88,723
Mathematics Comp.	40	1,91,401				3,47,751	1,61,079	74,669	2,35,748	1,12,003	30,322
NTTF	15	19,17,089				19,17,089	16,22,572	44,178	16,66,749	2,50,340	2,94,517
Office Capital	15	10,35,036	9,912			10,35,036	7,60,675	41,154	8,01,829	2,33,207	2,74,361
Architecture Comp.	40	29,00,735	31,270			29,10,647	22,31,477	2,71,668	25,03,145	4,07,502	6,69,258
Biotech Computers	40	6,15,200	3,12,700			6,46,470	6,11,834	13,855	6,25,688	20,782	3,366
Computer Science Eng. Computers cap	40	79,20,241		2,90,280		85,23,221	43,87,214	15,96,347	59,83,561	25,39,660	35,33,027
Civil Engg Computers	40	21,35,955				21,35,955	20,60,460	30,198	20,90,658	45,297	75,495
Instrumentation Technology Comp	40	27,92,975				27,92,975	22,91,564	2,00,564	24,92,129	3,00,846	5,01,411
Info Science Computers	40	39,71,537				39,71,537	28,48,052	4,49,394	32,97,446	6,74,091	11,23,485
Computer Science & Engg Dept.	40	5,57,38,991	35,85,926	6,25,566	15,68,740	5,83,81,743	5,51,74,278	17,85,369	5,69,59,647	14,22,096	5,64,713
Office Computers	40	24,74,766	31,270			25,06,036	24,28,028	31,203	24,59,231	46,805	46,738
Chemical Engineering Comp.	40	6,61,926	1,56,350	52,864		8,71,140	4,97,948	1,38,704	6,36,652	2,34,488	1,63,978
Electrical Engg. Dept. Comp.	40	30,35,388				30,35,388	28,40,982	77,762	29,18,744	1,16,644	1,94,406
Electronics Engg. Comp.	40	37,13,950				37,13,950	33,57,397	1,42,621	35,00,018	2,13,932	3,56,553
Industrial Engg & Management Comp	40	13,81,203				13,81,203	13,39,010	16,877	13,55,887	25,316	42,193
Library Comp.	40	10,40,487				10,40,487	10,31,649	3,535	10,35,184	5,303	8,838
Mechanical Engineering Comp.	40	61,52,555	15,63,500			61,52,555	39,15,015	8,95,016	48,10,031	13,42,524	22,37,540
Telecommunication Engg Comp.	40	25,28,300				40,91,800	21,43,169	7,79,452	29,22,622	11,69,178	3,85,131
Training & Placement Comp.	40	37,67,109	3,12,700			37,67,109	29,29,535	3,35,030	32,64,565	5,02,544	8,37,574
SIT Exam Center Comp.	40	8,36,723	6,66,807			11,49,423	6,71,204	1,91,288	8,62,492	2,86,931	1,65,519
Physics Dept.	15	15,93,007				22,59,814	10,19,430	1,86,057	12,05,488	10,54,326	5,73,576
Physics Dept. (Cap) R&D	15	12,92,621		9,995		13,02,616	2,67,122	1,54,574	4,21,697	8,80,919	10,25,499
Water Cooler	15	7,24,515				7,24,515	6,73,907	7,591	6,81,499	43,017	50,608
Solar Light	15	8,10,025				8,10,025	6,87,359	18,400	7,05,759	1,04,266	1,22,666
SIT Exam Center	15	23,74,418				23,74,418	13,30,473	1,56,592	14,87,065	8,87,353	10,43,945
Sports Capital	15	17,24,020				19,46,157	11,50,494	1,02,689	12,53,184	6,92,973	5,73,526
Telecommunication Engg	15	95,84,014	1,27,800	2,22,137		97,11,814	54,85,770	6,33,907	61,19,677	35,92,138	40,98,244
Reverse Osmosis Plant	15	27,99,177				27,99,177	23,67,175	64,800	24,31,976	3,67,202	4,32,002
Organic Waste Converter	15	43,00,286	4,38,134		2,19,067	45,19,353	32,35,055	2,25,505	34,60,560	10,58,794	10,65,231
Physics Computer (Cap)	40	14,17,045				14,17,045	11,61,280	38,365	11,99,645	2,17,400	2,55,765
Robotics Lab (Cap)	40	33,760				33,760	30,357	1,361	31,718	2,042	3,403
Electrical Engineering (Cap) R & D	15	5,03,242		820		5,04,062	4,04,022	39,852	4,43,874	60,188	99,220
Civil Engineering Dept (Cap) R & D	15	1,40,950	40,775			1,81,725	54,389	19,100	73,489	1,08,236	86,561
Computer Science & Engg (Cap) R & D	15	67,478				67,478	25,261	6,333	31,593	35,885	42,217
Incubation Center (Cap)	15	76,780				76,780		5,759	71,022		
TOTAL (B)		17,99,61,900	79,22,064	44,50,000		19,20,55,589	14,75,85,226	3,33,750	15,84,73,222	41,16,250	3,24,06,674
GRAND TOTAL (I)		61,36,62,855	2,05,26,582	59,59,432	17,87,807	64,36,92,713	41,98,01,371	1,09,17,996	45,19,43,655	3,35,82,367	19,38,61,484
				1,15,32,476	20,29,200			3,21,42,285		19,17,49,057	

PARTICULARS	Rate %	GROSS BLOCK				DEPRECIATION BLOCK			NET BLOCK	
		As on 01.04.2019	Additions for the year Before Sep	Deletion for the Year	As on 31.03.2020	As on 01.04.2019	Depreciation for the year	As on 31.03.2020	As on 31.03.2020	As on 31.03.2019
III.ASSETS (AICTE) :										
Electrical	15	8,43,869	-	-	8,43,869	8,16,622	4,087	8,20,709	23,160	27,247
Electronics Dept.	15	12,71,645	-	-	12,71,645	12,11,775	8,980	12,20,756	50,889	59,870
Computer Science Dept.	15	30,28,234	-	-	30,28,234	29,23,696	15,681	29,39,377	88,857	1,04,538
Chemical Engg Dept.	15	39,36,808	-	-	39,36,808	35,72,506	54,645	36,27,151	3,09,657	3,64,302
Mechanical Dept.	15	12,53,515	-	-	12,53,515	12,00,490	7,954	12,08,443	45,072	53,025
Civil Engg Dept.	15	5,02,652	-	-	5,02,652	4,90,547	1,816	4,92,363	10,289	12,105
Library	15	5,33,000	-	-	5,33,000	5,18,360	2,196	5,20,556	12,444	14,640
Instrumentation Tech.	15	5,15,594	-	-	5,15,594	3,91,653	18,591	4,10,244	1,05,350	1,23,941
Information Science & Engg.	15	6,78,300	-	-	6,78,300	4,93,470	27,725	5,21,194	1,57,106	1,84,830
TOTAL (II)		1,25,63,617	-	-	1,25,63,617	1,16,19,119	1,41,675	1,17,60,793	8,02,824	9,44,498

PARTICULARS	Rate %	GROSS BLOCK				DEPRECIATION BLOCK			NET BLOCK	
		As on 01.04.2019	Additions for the year Before Sep	Deletion for the Year	As on 31.03.2020	As on 01.04.2019	Depreciation for the year	As on 31.03.2020	As on 31.03.2020	As on 31.03.2019
III.ASSETS (TEQIP) :										
Books	15	1,26,91,174	-	-	1,26,91,174	1,12,30,173	2,19,150	1,14,49,323	12,41,851	14,61,001
Civil Works	15	3,09,08,621	-	-	3,09,08,621	2,65,72,185	6,50,465	2,72,22,650	36,85,971	43,36,436
Computers	40	2,57,31,621	-	-	2,57,31,621	2,57,31,227	157	2,57,31,385	236	394
Equipments	15	3,21,84,092	-	-	3,21,84,092	2,81,87,559	5,99,480	2,87,87,039	33,97,053	39,96,533
Furniture	15	10,11,764	-	-	10,11,764	8,88,138	18,544	9,06,681	1,05,083	1,23,626
TOTAL (III)		10,25,27,272	-	-	10,25,27,272	9,26,09,282	14,87,797	9,40,97,079	84,30,193	99,17,990

PARTICULARS	Rate %	GROSS BLOCK				DEPRECIATION BLOCK			NET BLOCK	
		As on 01.04.2019	Additions for the year Before Sep	Deletion for the Year	As on 31.03.2020	As on 01.04.2019	Depreciation for the year	As on 31.03.2020	As on 31.03.2020	As on 31.03.2019
IV.ASSETS (VTU):										
Equipments	15	12,27,918	-	-	12,27,918	8,93,322	50,189	9,43,511	2,84,407	3,34,596
TOTAL (IV)		12,27,918	-	-	12,27,918	8,93,322	50,189	9,43,511	2,84,407	3,34,596

PARTICULARS	Rate %	GROSS BLOCK				DEPRECIATION BLOCK			NET BLOCK	
		As on 01.04.2019	Additions for the year Before Sep	Deletion for the Year	As on 31.03.2020	As on 01.04.2019	Depreciation for the year	As on 31.03.2020	As on 31.03.2020	As on 31.03.2019
V.ASSETS (BT Finishing School):										
Computers & Softwares	40	29,67,470	-	-	29,67,470	29,63,094	1,750	29,64,845	2,625	4,376
Equipments	15	18,89,500	-	-	18,89,500	13,74,629	77,231	14,51,860	4,37,640	5,14,871
TOTAL (V)		48,56,970	-	-	48,56,970	43,37,723	78,981	44,16,704	4,40,266	5,19,247

PARTICULARS	Rate %	GROSS BLOCK				DEPRECIATION BLOCK		NET BLOCK	
		As on 01.04.2019	Additions for the year Before Sep	Additions for the year After Sep	Deletion for the Year	As on 31.03.2020	As on 01.04.2019	As on 31.03.2020	As on 31.03.2019
VII.ASSETS(TEQIP PHASE II): Books, library & Software	40	1,54,42,659	-	-	-	1,54,42,659	1,30,19,604	1,39,88,826	24,23,055
TOTAL (VI)		1,54,42,659	-	-	-	1,54,42,659	1,30,19,604	1,39,88,826	24,23,055
PARTICULARS	Rate %	GROSS BLOCK				DEPRECIATION BLOCK		NET BLOCK	
		As on 01.04.2019	Additions for the year Before Sep	Additions for the year After Sep	Deletion for the Year	As on 31.03.2020	As on 01.04.2019	As on 31.03.2020	As on 31.03.2019
VII.ASSET(COE) Software	40	52,65,532	-	-	-	52,65,532	46,85,111	49,17,279	5,80,420.85
Equipment & books	40	78,67,786	-	-	-	78,67,786	63,13,772	69,35,376	15,54,014.36
TOTAL (VII)		1,31,33,318	-	-	-	1,31,33,318	1,09,98,883	1,18,52,656	21,34,435
GRAND TOTAL (I+II+III+IV+V+VI+VII)		76,34,14,610	2,05,26,582	1,15,32,476	20,29,200	79,34,44,467	55,32,79,304	58,90,03,226	21,01,35,305

3,00,29,858

As per our report of even date,
for B.R.V.Goud & Co.,
Chartered Accountants,
F.R.No: 000992S
(A.B.Shiva Subramanyam)
Partner
M.No: 201108



(K.P. Shivananda)
Principal

(T.K.Nanjundappa)
Secretary

(Sree Siddalinga Swamigalu)
President

Place : Tumkur
Date : 19/12/2020

SIDDAGGANGA INSTITUTE OF TECHNOLOGY, TUMKUR-572 103

Government & Project Grants For The Year Ended 31st - March - 2020

Sub-Schedule "B1" : (Amount in Rs.)

SI.No	Particular	Opening Balance	Grants Received During the Year	Deffered Income transferred to I & E	Recurring & Capital Expenses	Closing Balance
1	AICTE	6,73,865	11,90,567	1,41,675	2,26,871	14,95,886
2	TEQP Phase I	2,24,81,140	-	3,57,071	-	2,21,24,069
3	TEQP Phase II	24,33,595	-	9,69,222	-	14,64,373
4	CENTER OF EXCELLENCE	26,64,067	-	8,53,774	-	18,10,293
5	BIO TECH FINISHING SCHOOL:	31,56,652	-	78,981	-	30,77,671
6	VTU GRANTS	4,23,656	1,90,000	50,189	70,000	4,93,467
7	CENTRAL POWER RESEARCH INSTITUTE(CPRI)	15,49,798	-	-	8,64,548	6,85,250
8	AICTE Hakthon PI-Prabodh C P	2,10,000	-	-	-	2,10,000
9	BISEP- Bio Technology	6,709	9,66,047	-	9,97,498	(24,742)
10	DST-PROJECT	14,498	-	-	-	14,498
11	SERB Pi Dr Veena Karjigi	56,446	8,510	-	64,956	-
12	DRDO - PI DR N R Sunitha	2,61,829	11271	-	2,72,936	164
13	DRDO PI Umashankar MED	93	5	-	-	98
14	FAER - Co- Ordinator Dr K S S	1,582	1,99,342	-	1,99,318	1,606
15	DST SERB PI DR Anil Rao H N , Chemistry	3,43,290	4,07,840	-	4,82,818	2,68,312
16	KSCST	38,646	81,500	-	91,672	28,474
17	GTRE -IT-PI- Dr V Siddeshwaraprasad	43,593	-	-	-	43,593
18	ISRO -PI- Dr G Nagaraju, Chemistry	8,406	-	-	8,406	-
19	NAIN INCUBATION - Student	6,35,665	47,143	-	2,30,863	4,51,945
20	Nain Mission - DST- PI Dr G Nagaraju, CHE	63,101	95,424	-	-	1,58,525
21	VGST Grants - PHY - PI S R Manohara	-	-	-	-	-
22	DIT PROJECT - GOI	415	-	-	-	415

Contd...2

..2..

23	DRDO-PI J P Ganjigatti	3,65,750	-	-	3,13,207	52,543
24	DE & IT, PI-Dr.H.S Jayanna	-	-	-	-	-
25	IEI Grant	70,000	-	-	-	70,000
26	Incubation Center KBTS (OPEX) GRANTS	2,08,390	2,555	-	2,93,209	(82,264)
27	BRNS (BARC) - PI Dr G Nagaraju, Chemistry	(47,858)	-	-	-	(47,858)
28	KARNATAKA BIO-FUEL DEVELOPMENT BOARD	(88,342)	1,24,525	-	1,19,380	(83,197)
29	DST-SERB PI Bhargavi Phy	2,23,522	4,758	-	2,27,049	1,231
30	EAC- EDII Co-Ordinator Dr Umashankar	16,000	-	-	-	16,000
31	Filup Project PI Latesh CSE	1,00,000	-	-	-	1,00,000
32	KCTU - Chemical PI- Chemical	78,400	2,415	-	-	80,815
33	KCTU Nano	(18,428)	1,01,940	-	832	82,680
34	VGST KSTEPS- PI Dr S R Manohar Phy	46,517	10,35,149	-	9,59,729	1,21,937
35	VGST KSTEPS- PI Dr H S Lalithama Che	58,267	10,20,742	-	-	10,79,009
36	VGST - Physics PI Dr H M Suresh Kumar	45,533	9,616	-	71	55,078
37	DST WOS-A-PI Hemavathi E & C	2,10,342	3,56,639	-	5,55,181	11,800
38	EDI - DSI PI - Dr C P Lohith, MED	96,000	48,000	-	32,000	1,12,000
39	VGST- CHE	434	-	-	-	434
40	VGST - MED PI Dr Shanmusha priya	61,174	907	-	63,081	(1,000)
41	VGST- PHY PI Dr Madhu Chennabasappa	(11,703)	36,616	-	24,914	(0)
42	VGST- PHY PI Dr Shridhar Mundinamani	38,037	2,380	-	40,417	-
43	VGST KSTEPS-PI DR G NAGARAJU	98,582	4,409	-	-	1,02,991
44	VGST PI SURESH MED	20,29,673	58,587	-	59	20,88,201
45	VGST PI HKE LATHA	10,09,882	19,463	-	9,73,655	55,690
46	VGST CHEMISTRY GN	(94,402)	490	-	-	(93,912)
47	UNNATH BHARATH	50,000	1,874	-	30,350	21,524
48	TTL GRNT PI SUDEEP KUMAR	57,697	-	-	57,697	-
49	KARNATAKA BIO-FUEL REVOLVING FUND	59,510	86,224	-	1,07,054	38,680
50	SSTP PI UDAYKUMAR CHEMISTRY	38,71,556	1,30,269	-	3,53,789	36,48,036
51	SERB PI SUDHIR CHE	5,93,988	3,29,982	-	8,72,512	51,458
52	DST SERB PHY PI MADHUCHENNABASAPPA	15,94,971	4,00,000	-	16,56,910	3,38,061
53	BRNS Sudhir Chemical	2,28,916	6,54,322	-	7,85,988	97,250
54	CSIR Reserch Grant	(366)	-	-	-	(366)
55	BRNS IICHE	4,994	-	-	-	4,994
56	DRDO ERIPR PI Kishore MED	-	51,47,731	-	32,50,298	18,97,433
57	DST SERB Tare PI Manjunath Dammalli BT	-	1,658	-	25,000	(23,342)
58	DST WOS-A-PI Manjushree S G Chemistry	-	8,26,760	-	-	8,26,760
59	Impress PI Dr Kavitha H ISE	-	4,80,000	-	-	4,80,000
60	IUSSTF PI Dr Sudhir Ranganath	-	10,00,000	-	6,66,329	3,33,671
61	VGST KSPEPS PI Dr Nandeesh - Civil	-	10,09,713	-	2,000	10,07,713
62	VGST - PI Dr K G Nithesh MED	-	5,04,003	-	4,04,296	99,707
63	VGST - PI K B Roopa Biotech	-	10,09,130	-	2,000	10,07,130

Contd...3

33

64	VTU Grants PI Dr V M Aparanji EC	-	2,00,000	-	-	2,00,000
65	VTU Grants PI Hemavathi, Maths	-	1,00,000	-	-	1,00,000
	Total	4,60,24,080	1,79,08,506	24,50,912	1,53,26,892	4,61,54,782

As per our report of even date.,
for B.R.V.Goud & Co.,
Chartered Accountants
F.R.No: 0009925



(Signature)
(Sree Siddalinga Swamigalu)
President

(A.B. Shiva Subramanyam)
Partner
M.No: 201108

(Signature)
(T.K.Nanjundappa)
Secretary

(Signature)
(K P Shivananda)
Principal

Place : Tumkur
Date : 19/12/2020

SIGNIFICANT ACCOUNTING POLICIES AND NOTES ON ACCOUNTS:

A. INSTITUTION:

SREE SIDDAGANGA INSTITUTE OF TECHNOLOGY is an Institution managed and run by SREE SIDDAGANGA EDUCATION SOCIETY, a society registered under the Karnataka Societies Registration Act.

B. SIGNIFICANT ACCOUNTING POLICIES:

1. Basis of Preparation:

The Financial statements have been prepared under the historical cost convention and on accrual basis, unless otherwise stated elsewhere.

2. Fixed Assets:

- a. Fixed assets are stated at Cost less Depreciation.
- b. Depreciation is provided on fixed assets on written down value method as per the rates stated in the Schedule of fixed assets which corresponds to the rates specified in the new appendix I of the Income Tax Rules, 1962.

3. Revenue Recognition:

Income:

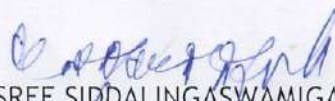
- a. Income from interest on term deposits held as investments is recognized on a time proportion basis.
- b. Fees are recognized as income in the year in which demand is raised against students.


4. RECOGNITION OF GOVERNMENT GRANTS:

TEQUIP, AICTE and other Capital Grants received from the Government are reckoned in the accounts as and when received. Assets/Projects created/acquired out of such grants are treated as a Notional Deferred Income in the same proportion of depreciation provided for on these Assets/Projects and credited to the Income & Expenditure account.

NOTES OF ACCOUNTS:

1. Figures have been rounded off to nearest rupee value.
2. Previous year figures have been regrouped/ rearranged to be in conformity with the current year's presentation.


(SREE SIDDALINGASWAMIGALU)
Sole Trustee


(T.K. Nanjundappa)
Hon. Secretary

(Dr. K.P. Shivananda)
Principal

As per our report of even date
For B R V Goud & CO.
Chartered Accountants



F R N 000992S

(A B Shivasubramanyam)
Partner
M.No. 201108

Place : Tumkur

Date : 19-12-2020