

SIT 2013-14

AUDITOR'S REPORT (SIT)

To the Members of Siddaganga Institute Of Technology,

Report on the Financial Statements

We have audited the financial statements of the "**Siddaganga Institute Of Technology**", Tumkur, which comprise the Balance Sheet as at 31st March, 2014 and the Statement of Income and Expenditure Account for the year then ended and a summary of significant accounting policies and other explanatory information.

Management's Responsibility for the Financial Statements

Management is responsible for the preparation of the financial statements. This responsibility includes the design, implementation and maintenance of internal control relevant to the preparation of the financial statements that are free from material misstatement, whether due to fraud or error.

Auditor's Responsibility

Our responsibility is to express an opinion on the financial statements based on our audit. We conducted our audit in accordance with the Standards on Auditing issued by the Institute of Chartered Accountants of India. Those Standards require that we comply with ethical requirements and plan and perform the audit to obtain reasonable assurance about whether the financial statements are free from material misstatement.

An audit involves performing procedures to obtain audit evidence about the amounts and disclosures in the financial statements. The procedures selected depend on the auditor's judgment, including the assessment of the risks of material misstatement of the financial statements, whether due to fraud or error. In making those risk assessments, the auditor considers internal control relevant to the preparation and fair presentation of the financial statements in order to design audit procedures that are appropriate in the circumstances. An audit also includes evaluating the appropriateness of accounting policies used and the reasonableness of the accounting estimates made by management, as well as evaluating the overall presentation of the financial statements.

We believe that the audit evidence we have obtained is sufficient and appropriate to provide a basis for our audit opinion.

:: 2 ::

Opinion

In our opinion and to the best of our information and according to the explanations given to us, the said accounts give the information required and give a true and fair view in conformity with the accounting principles generally accepted in India:

- 1) In the case of the Balance Sheet, of the state of affairs of **Siddaganga Institute Of Technology**, as at 31st March, 2014.
- 2) In the case of the Income and Expenditure Account, of the Excess of Income over Expenditure for the year ended on that date.

We further report that:

- a) The Balance Sheet and Income and Expenditure Account dealt with by this report, are in agreement with the books of accounts.
- b) In our opinion, proper books of account as required have been kept by the Institute so far as appears from our examination of those books.

for B.R.V. GOUD & CO.,
Chartered Accountants,
FRN No. 000992S



(Signature)

(A.B.SHIVA SUBRAMANYAM)
PARTNER
M No. 201108

Place: Bangalore
Date: 05.12.2014

BALANCE SHEET AS AT 31ST MARCH 2014

(Amount in Rs.)

	PARTICULARS	SCH	As At 31.03.2014	As At 31.03.2013
I	<u>SOURCES OF FUNDS:</u>			
	Sree Siddaganga Education Society	A	9,72,84,052	7,73,94,206
	Government & Project Grants	B	6,86,21,133	4,90,51,780
	TEQIP Loan	C	6,49,07,400	6,49,07,400
	Current Liabilities	D	14,02,61,982	10,93,99,692
	TOTAL		37,10,74,567	30,07,53,078
II	<u>APPLICATION OF FUNDS:</u>			
	<u>FIXED ASSETS:</u>			
	Gross Block	E	57,88,95,429	54,05,51,637
	LESS: Depreciation		36,49,17,939	32,73,90,242
	Net Block		21,39,77,490	21,31,61,394
	<u>CURRENT ASSETS:</u>			
	Investments & Deposits	F	5,93,73,000	4,00,27,000
	Loans & Advances	G	3,21,83,867	2,46,39,489
	Cash & Bank Balances	H	6,55,40,210	2,29,25,196
	TOTAL		37,10,74,567	30,07,53,079

As per our report of even date.,

for B.R.V.Goud & Co.,

Chartered Accountants

F.R.No: 000992S



(A.B.Shiva Subramanyam)

Partner

M.No: 201108

(Dr.Sree Sree Sivakumara Swamigalu)

President

T.K.Nanjundappa

(T.K.Nanjundappa)

Hon.Secretary

chivaraiah

(Dr.Shivakumaraiah)

Principal

Place : Tumkur

Date : 05-12-2014

INCOME AND EXPENDITURE ACCOUNT FOR THE YEAR ENDED 31st MARCH 2014

(Amount in Rs.)

	PARTICULARS	SCH	2013-14	2012-13
A	INCOME:			
	Fee Collections	I	31,94,76,979	29,40,30,145
	Other Collections	J	4,58,75,645	3,74,84,914
	Miscellaneous Income	K	1,74,95,148	60,00,762
	Deferred Income	L	19,51,186	26,80,695
	TOTAL (A)		38,47,98,958	34,01,96,510
B	EXPENDITURE:			
	Establishment Charges	M	29,46,96,961	26,07,43,892
	Office Expenses	N	39,52,536	29,92,781
	Administrative Expenses	O	3,05,91,703	3,83,07,772
	Departmental Expenses	P	1,05,64,154	1,08,65,305
	Other Expenses	Q	71,39,382	17,16,948
	Depreciation	E	3,75,27,697	3,50,98,256
	TOTAL (B)		38,44,72,432	34,97,24,951
C	Surplus/(Deficit) for the year (A-B)		3,26,526	(95,28,438)

As per our report of even date.,

for B.R.V.Goud & Co.,

Chartered Accountants



R.No: 0009925

(A.B.Shivasubramanyam)

Partner

M.No: 201108

(Dr.Sree Sree Sivakumara Swamigalu)

President

TK Nanjundappa
(T.K.Nanjundappa)

Hon.Secretary

Shivakumaraiah
(Dr.Shivakumaraiah)

Principal

Place : Tumkur

Date : 05-12-2014

SCH	PARTICULARS	As at 31.03.2014	As at 31.03.2013
A.	<u>SREE SIDDAGANGA EDUCATION SOCIETY :</u>		
	As per previous Balance sheet	7,73,94,206	8,31,48,167
	Add: Received during the year	31,98,85,327	28,12,74,477
	Less: Payment made during the year	(30,03,22,008)	(27,75,00,000)
		9,69,57,525	8,69,22,644
	Add: Excess of Income over Expenditure	3,26,526	(95,28,438)
	TOTAL	9,72,84,051	7,73,94,206
B.	<u>GOVT GRANTS / PROJECT GRANTS:</u>		
	(I) AICTE :		
	As per previous Balance sheet	32,98,066	42,15,445
	Add :-Grants Received during the year	9,00,000	8,00,731
		41,98,066	50,16,176
	Less :- Deferred income transferred to income and Expenditure Account		
	(Depreciation on AICTE Assets)	3,75,646	4,41,937
	Recurring Expenses	8,30,458	12,76,173
		29,91,961	32,98,066
	(II) TEQIP :		
	As per previous Balance sheet	3,49,79,730	2,75,51,252
	Add :-Grants Received during the year	2,00,00,000	1,00,00,000
	Interest Received	1,50,923	54,678
		5,51,30,653	3,76,05,930
	Less : Deferred income transferred to income and Expenditure Account		
	(Depreciation on TEQIP Assets)	9,52,812	11,29,095
	Recurring Expenses	1,39,13,232	14,97,105
		4,02,64,609	3,49,79,730
	(III) : CENTER OF EXCELLENCE		
	Add :-Grants Received during the year	2,00,00,000	-
	Interest Received	4,84,343	-
		2,04,84,343	-
	Less : Recurring Expenses	30,39,326	-
	TOTAL (III)	1,74,45,017	
	IV)BIO TECH FINISHING SCHOOL:		
	As per previous Balance Sheet	61,80,284	32,74,122
	Grants	6,38,800	50,00,000
	Fee Received From students		
		68,19,084	82,74,122
	Less :(a) Deferred income transferred to income and Expenditure Account		
	(Dep on B.T.Finishing School Assets)	4,89,652	
	Less:(b) Recurring Expenses	33,17,940	20,93,838
	TOTAL (IV)	25,11,492	61,80,284

V).VTU GRANTS			
Opening Balance		21,75,925	17,28,589
Add: Grants Received During the year		7,560	15,80,384
		21,83,485	33,08,973
<u>Less</u> : Deferred income transferred to income and Expenditure Account			
(Depreciation on VTU Grants Assets)		1,33,076	1,56,560
Less: Recurring Expenses		9,72,105	9,76,488
TOTAL (V)		10,78,304	21,75,925
VI).CENTRAL POWER RESEARCH INSTITUTE(CPRI)			
Opening Balance		4,62,853	5,00,000
Add:Grant Received During The Year		4,50,000	-
Less: Recurring Expenses		1,846	37,147
TOTAL (VI)		9,11,007	4,62,853
VII).VGST-MED			
Opening Balance		10,32,966	9,97,995
Add: Grants Received During the year		51,422	10,39,755
Less: Recurring Expenses		9,78,965	10,04,784
TOTAL (VII)		1,05,423	10,32,966
VIII).VGST-IT			
Opening Balance		4,48,697	9,92,979
Add: Grants Received During the year		-	10,58,758
Less: Recurring Expenses		11,944	16,03,040
TOTAL (VIII)		4,36,753	4,48,697
IX).VGST - CHEMICAL			
		-	40,000
X) VGST-CHEMISTRY			
		6,01,000	-
XI).DST-PROJECT			
		14,498	14,498
XII).KARNATAKA BIO-FUEL DEVELOPMENT BOARD			
Opening Balance		1,66,423	5,30,545
Add: Grants Received During the year		11,66,781	3,00,000
Add: Sale of Bio Fuel And ByProducts		-	2,47,634
Less: Recurring Expenses		5,73,645	9,11,756
TOTAL (XII)		7,59,559	1,66,423
XIII).KARNATAKA STATE COUNCIL FOR SCIENCE & TECHNOLOGY			
Less: Recurring Expenses		7,788	27,300
		4,200	19,512
TOTAL (XIII)		3,588	7,788
(XIV) DIT PROJECT - GOI			
DIT Project - GOI as per previous B/s		450	-
Add: Grants Received During the year		7,20,000	7,65,000
Less: Recurring Expenses		3,73,342	7,64,550
TOTAL (XIV)		3,47,108	450
(XV) DRDO-ISE PI-Dr H.S Jayanna			
DRDO-ISE PI-Dr H.S Jayanna as per previous B/s		2,44,100	-
Add: Grants Received During the year		6,21,112	2,69,100
Less: Recurring Expenses		7,34,399	25,000
TOTAL (XV)		1,30,813	2,44,100
XVI) DRDO-PI J P Ganjigatti			
		5,00,000	-
XVII) IEI Grant			
		20,000	-
XVIII) E&C GRANTS			
		5,00,000	-
TOTAL (I+II+III+IV+V+VI+VII+VIII+IX+X+XI+XII+XIII+XIV+XV+XVI+XVII+XIII)		6,86,21,133	4,90,51,780

C	TEQIP LOAN :		
	As per previous Balance sheet	6,49,07,400	6,49,07,400
	TOTAL	6,49,07,400	6,49,07,400

D	CURRENT LIABILITIES :-		
	a) Security Deposit & Caution Deposit :		
	Cycle Stand Security Deposits	5,780	5,780
	Security Deposit (Clean & Care)	1,28,571	1,28,571
	Security Deposit (T.G.Guruchannabasappa)	29,611	29,611
	Festival Advance	-	2,100
	SIT Canteen Deposit	1,00,000	1,00,000
		7,04,498	7,04,498

b) VTU Funds :		
Career Guidance Development Fund		
Cultural Activities	53,570	
Karnataka Students Welfare Fund	1,33,925	
Karnataka Teachers Benefit Fund	1,43,205	80,385
E-Learning	86,745	23,685
Eligibility Fee	5,440	1,00,750
NF for TWF	1,00,500	1,60,500
NSS	91,965	24,735
University Development Fund	94,488	94,368
Students Sports Development Fund	5,42,000	
Sports Fee	6,59,059	2,57,284
Total (b)	4,40,657	64,582
	23,51,554	8,06,289
c) Other Funds & Deposits :		
Endowment Fund		
DR M N Channabasappa Endowment	17,45,046	13,45,292
Library Book Deposit	25,87,473	2,38,223
Teachers Welfare Fund	2,51,501	2,51,501
Temple Contribution	25,395	25,795
Students Aid Fund	8,700	5,500
NTSR Fund	9,57,155	7,35,185
SSES Employees Cr Co-Op Society Loan	250	1,050
SSES House Building Advance (INTEREST)	(20,942)	12,680
SSES House Building Advance (PRINCIPAL)	84,861	59,633
Contribution to Math Fund	18,74,190	25,06,229
Total (c)	(51,031)	17,464
	74,62,598	51,98,552
d) Other Liabilities:		
ESI		
Founder Birthday Contribution(S.B.F)	4,757	13,546
Certificate Programme		16,088
Advance Fee		40,500
Alumni Association		3,82,030
Amount to be Refunded	83,45,574	86,02,390
BITES(industry institute interaction)	23,82,473	23,65,419
Cultural Activities	88,49,575	66,43,805
Departmental Association A/C	68,06,209	56,62,770
Group Savings Linked Insurance	16,25,449	11,43,295
ICCVSP 2013 International Conference	33,056	32,231
Indian Red Cross Society	1,24,476	64,476
Industrial Training (Civil)	3,49,325	1,98,950
SITEH.Co-op.Society short term loan	16,48,012	6,23,242
RTEE-2013 NATIONAL CONFERENCE	25,734	27,869
Other Deductions		1,78,812
Professional Development Programme		23,359
Scholarship & Concessions	2,52,27,325	2,37,40,649
Spic Macay	2,34,33,156	56,38,811
Excess Fees Nepal Students Hostel	4,65,733	3,80,823
NATA	1,52,433	
SSET	35,280	
Student Amenities(general amenities & campus unkeeping)	17,19,369	12,44,338
VTU Funds	3,85,20,866	3,60,90,665
Salary Recoveries	57,23,552	56,84,751
Total (d)	1,23,251	12,647
TOTAL (a+b+c+d)	12,55,95,605	9,83,11,466
	14,02,61,982	10,93,99,692

F	INVESTMENTS AND DEPOSITS:		
	<u>Fixed Deposit-Karnataka Bank:</u>		
	General FD	1,50,00,000	1,50,00,000
	Endowment FD	22,23,000	15,23,000
	Dr M N C Endowment FD	21,50,000	-
	Corpus Funds	1,50,00,000	1,00,01,000
	Staff Development Fund	1,50,00,000	80,01,000
	Maintenance Fund	40,00,000	20,01,000
	Depreciation Fund	60,00,000	35,01,000
	TOTAL	5,93,73,000	4,00,27,000
G	<u>ADVANCES & DEPOSITS :</u>		
	<u>a) Advances to:-</u>		
	Vendors	4,28,399	29,999
	Departments	82,30,299	29,30,612
	Employees Contribution to PF	4,78,710	43,737
	HSL Info.sec Pvt Ltd.,	1,30,000	1,30,000
	Kay International Ltd.,	49,533	49,533
	Sri Siddalingeshwara printing press	50,000	3,00,000
	IBM	58,000	58,000
	Techno Industries Components	4,00,000	4,00,000
	Festival Advance	6,19,000	-
	Setty Puttanna Sreenath	75,000	75,000
	Sri Siddaganga Math Loan	7,455	7,455
	Professional Tax	-	11,830
	Accrued interest on Fixed Deposit	20,36,239	18,61,878
	TDS	6,52,202	5,43,215
	SITEH Co-Op., Society Site Loan	21,394	14,919
	Founders Birthday	912	-
	Family Benefit Fund	8,821	-
	Computer Society of India	56,282	67,426
	<u>EMPLOYEES & OTHERS :</u>		
	Education Loan to Staff	6,40,567	5,32,194
	House Building Advances	17,88,590	24,68,409
	Other Advances to Staff	40,51,336	20,02,389
	Building Advance (Staff Quarters)	1,55,000	1,55,000
	TOTAL (a)	1,99,37,739	1,16,81,596
	<u>b).DEPOSITS:</u>		
	Court Deposit	25,000	25,000
	Gas Cylinder Deposit	1,426	1,426
	IOC Deposits	800	800
	BESCOM Deposits	12,77,348	12,77,348
	Telephone Deposit	9,150	9,150
	VSNL	1,000	1,000
	BSNL Deposit	20,000	20,000
	TOTAL (b)	13,34,724	13,34,724

	c) FEES OUTSTANDING :	1,09,11,404	1,16,23,169
	TOTAL (c)	1,09,11,404	1,16,23,169
	TOTAL (a+b+c)	3,21,83,867	2,46,39,489
H	CASH & BANK BALANCES :		
	Dhanalakshmi Bank	16,74,503	10,17,756
	Karnataka Bank (SB No.323)	24,68,484	(18,69,756)
	KARNATAKA BANK A/C NO VGST- MED 109018	1,05,423	10,32,966
	KARNATAKA BANK A/C VGST-IT 109015	4,49,953	4,48,697
	KARNATAKA BANK DR MNC ENDOWMENT A/C 10936701	1,46,301	2,40,251
	RTEE-2013 KARNATAKA BANK 109370	-	1,29,280
	Karnataka Bank (AICTE A/c No.7508)	18,43,228	16,74,307
	Karnataka Bank A/c No.103411	-	5,60,544
	State Bank of India	23,31,650	27,70,096
	Siddaganga Urban Co-Operative Bank	-	6,07,964
	SBI - TEQIP-I A/c	-	5,000
	Karnataka Bank BTFS 109618	11,000	-
	KARNATAKA BANK A/C VGST-Chemistry109968	6,01,000	-
	UCO Bank	2,50,52,709	68,72,616
	Karnataka Bank (SB No. 954001)	1,72,10,891	-
	Karnataka Bank TEQIP-II A/c -109371	1,36,38,944	85,57,573
	Cash in Hand	6,124	8,77,902
	Total	6,55,40,210	2,29,25,196

As per our report of even date.,
for B.R.V.Goud & Co.,



Chartered Accountants
F.R.No: 0009925

(A.B.Shivasubramanyam)

Partner

M.No: 201108

(Dr.Shivakumaraiah)

Principal

(Dr.Sree Sree Sivakumara Swamigalu)
President

(T.K.Nanjundappa)
Hon.Secretary

Place : Tumkur

Date : 05-12-2014

SIDDAGGANGA INSTITUTE OF TECHNOLOGY, TUMKUR-572 103
SCHEDULES TO AND FORMING PART OF INCOME AND EXPENDITURE ACCOUNT
FOR THE YEAR ENDED 31ST MARCH 2014

(Amount in Rs.)

	PARTICULARS	As at 31.03.2014	As at 31.03.2013
I	<u>FEE COLLECTIONS :-</u>		
	Admission Fee	6,52,200	1,30,200
	Application Fee	6,76,300	6,98,790
	SIT Autonomous Exam Fee	1,14,39,069	1,20,56,451
	CET	71,000	-
	Gymnasium Fee	2,11,200	2,16,000
	ICL Lab	56,000	34,500
	Magazine	6,32,190	4,04,000
	NTTF	4,66,375	2,90,425
	Sports Fee	25,84,730	24,73,160
	Tuition Fee	30,26,87,915	27,77,26,619
	TOTAL	31,94,76,979	29,40,30,145
J	<u>OTHER COLLECTIONS :-</u>		
	Blue Book	19,63,875	16,25,205
	Departmental Testing Charges	4,64,940	6,43,754
	Development Fee	64,71,040	32,88,000
	Fee Compensation	5,28,000	3,30,000
	Graduation Day	-	2,37,179
	Identity Cards	74,945	53,341
	Internet Fee	62,99,195	52,75,927
	Interest On Advance To Staff	25,09,330	-
	ISTE	1,53,960	1,53,240
	Laboratory Fee	88,40,935	84,62,500
	Library Book Bank	43,57,120	23,66,825
	Library RR	5,14,044	-
	Medical Examination Fee	8,37,000	8,08,550
	NASA	56,961	20,000
	Registration Fee	10,24,140	13,59,025
	Subject Regn. Fee	1,04,63,070	91,34,985
	Survey Camp	-	47,215
	Seminar & Symposium	1,69,170	-
	Excess fees Nepal Students Hostel	-	3,020
	Training & Placement	9,21,140	33,83,000
	Excess paid	(4,252)	1,270
	RTEE-2013 National Conference	1,05,032	-
	VISTARA-2013	1,26,000	-
	VTU/M.Tech (Part Time)	-	2,87,084
	VTU Exam. Remuneration	-	4,794
	TOTAL	4,58,75,645	3,74,84,914

Cont.... 2

K	MISCELLANEOUS INCOME :-		
	Interest on Fixed Deposit	1,36,54,230	34,98,979
	Miscellaneous receipts	21,47,509	13,26,882
	Bank Interest	16,93,409	11,74,901
	TOTAL	1,74,95,148	60,00,762
L	DEFERRED INCOME		
	AICTE Grants	3,75,646	4,41,937
	TEQIP Grants	9,52,812	11,29,095
	VTU Grants	1,33,076	1,56,560
	BT FINISHING SCHOOL Grants	4,89,652	9,53,104
		19,51,186	26,80,695
M	ESTABLISHMENT CHARGES :-		
	Salaries to Staff	27,69,83,967	24,22,43,890
	Management Contribution to PF	47,70,312	43,24,399
	Mediclaime Insurance	5,98,319	14,78,332
	Surrender of Earned Leave	68,29,762	88,69,844
	Uniform to Staff	85,670	87,750
	PF Administrative Charges	6,29,396	3,63,213
	ESI Employers' Contribution	11,52,998	16,00,439
	Staff Gratuity	36,46,537	17,76,025
	TOTAL	29,46,96,961	26,07,43,892
N	OFFICE EXPENSES :-		
	Office Contingency	1,75,485	3,56,788
	Professional Tax (Institute)	2,500	2,500
	Postage	2,02,699	2,47,574
	Telephone charges	2,96,768	2,39,921
	Printing & Stationery	23,25,217	11,80,171
	Travelling Expenses	9,49,867	9,65,827
	TOTAL	39,52,536	29,92,781
O	ADMINISTRATIVE EXPENSES :-		
	Advertisement Charges	20,75,658	24,89,668
	Audit Fees	44,944	33,709
	AICTE Inspection & Processing Charges	-	5,30,157
	Cash Award for Teachers	6,77,035	1,46,148
	Building Maintenance	45,30,801	41,63,299
	Car Maintenance	1,56,383	1,46,962
	Bank Charges	16,977	31,521
	Cash Award to Students	65,225	1,14,000
	Education Fair	14,33,277	39,82,889
	Electricity Charges	53,30,102	60,98,921
	EPABX Maintenance	91,500	96,070
	Exam Remuneration	92,48,203	83,82,810
	Guruvandana Expenses	2,03,150	79,947
	Generator Maintenance	20,14,207	23,59,646
	Golden Jubilee Celebration	30,01,026	-
	House Keeping	-	29,00,585
	House Rent	6,69,718	5,93,272
	Insurance on Equipments	2,05,125	2,05,125
	LIC Service Charge	6,397	-
	Land Scape Maintenance	6,89,145	17,81,098
	Vehicle Hire Charges	1,32,830	2,03,185
	Security Charges	-	-

P	DEPARTMENTAL EXPENSES (Recurring) :-		
	Architecture	1,50,939	1,29,660
	Bio-Tech. Dept. (R) R & D	1,03,553	-
	Bio-Technology	1,65,030	2,34,431
	Chemical Engineering	3,14,083	2,38,503
	Chemistry	2,31,494	1,77,563
	Chemistry Dept. R & D	85,433	1,12,810
	Civil Engineering	7,46,061	5,74,705
	Civil Engineering Dept. R & D	1,95,767	1,62,859
	Computer Science	3,48,052	1,91,167
	Electrical Engineering	2,09,777	1,19,923
	Electronic & Communication	4,86,459	4,54,414
	Industrial Engineering & Management	1,97,199	1,17,324
	Information Science	1,93,934	57,043
	Instrumentation Technology	1,56,361	2,28,431
	Instrumentation Technology Dept. (R) R & D	55,438	-
	Library RR	-	1,82,714
	Library	1,25,070	1,78,020
	Mathematics	40,832	47,989
	Mechanical Engineering	8,52,749	7,42,369
	NANO (R)	95,426	-
	Organic Waste Converter	4,86,630	5,30,399
	Physics	35,644	30,099
	Physics Dept. (R) R & D	76,220	-
	Sports	6,07,527	27,97,901
	Waste Water Recycling Plant	4,64,596	2,20,055
	Telecommunication Engg	2,65,755	2,44,491
	TEQIP CAP	41,710	-
	TEQIP (R)	4,650	-
	Health Centre	6,66,222	6,08,007
	Reverse Osmosis plant	1,51,712	3,85,208
	SIT Exam Centre	27,37,468	18,79,910
	Training & Placement	2,72,363	2,19,310
	TOTAL	1,05,64,154	1,08,65,305
Q	OTHER EXPENSES :-		
	Exam Remuneration VTU	38,646	-
	Internet Charges	22,48,888	-
	Affiliation (VTU)	4,95,500	6,43,000
	RTAM-2013	1,66,458	-
	International Conference (AMMMT -2013)	6,68,727	-
	COMED-K	25,000	-
	Dissertation Allowance	5,000	5,000
	VTU/M.Tech (Part Time)	23,82,834	-
	VTU Exam Expenses	(35,067)	10,044

Cont....4

C.E.T expense	-	37,060
Exhibition Expenses	1,10,975	-
Graduation Day Expenses	3,84,800	-
Hand Book	1,12,575	1,09,088
ISO Processing Expenses	1,54,212	1,06,034
Professional Charges	7,100	1,300
M.Tech Exam	9,018	-
NCC	18,476	347
Refreshment Charges	2,25,098	2,58,496
International Conference Civil	-	17,532
Seminar & Symposium	-	5,29,047
Survey Camp	1,21,142	-
TOTAL	71,39,382	17,16,948

As per our report of even date.,

for B.R.V.Goud & Co.,

Chartered Accountants


F.R.No: 0009925

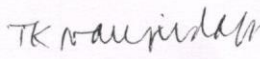


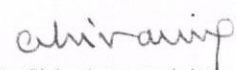
(A.B.Shivasubramanyam)

Partner

M.No: 201105


(Dr.Sree Sree Sivakumara Swamigalu)
President


(T.K.Nanjundappa)
Hon.Secretary


(Dr.Shivakumaraiah)
Principal

Place : Tumkur

Date : 05-12-2014